

JACKSON COUNTY

Tax Administration

Tax Collector's 2023 Settlement Report

Jackson County General Taxes

Charges & Credits	45,185,028.53
Uncollected Taxes	404,119.61
Tax Collection Rate	99.10%

Jackson County Delinquent General Taxes

Charges & Credits	1,173,832.60
Uncollected Taxes	543,426.44

Jackson County Solid Waste Fees


Charges & Credits	3,025,393.89
Uncollected Taxes	68,447.23

Jackson County Delinquent Solid Waste Fees

Charges & Credits	151,966.14
Uncollected Taxes	74,681.82

Jackson County Delinquent Motor Vehicle Taxes

Charges & Credits	11,067.81
Uncollected Taxes	5.70



JACKSON COUNTY

Tax Administration

JACKSON COUNTY

2023 TAX SETTLEMENT
2023 DELINQUENT TAX SETTLEMENT

2023 SOLID WASTE FEE SETTLEMENT
2023 SOLID WASTE DELINQUENT TAX SETTLEMENT

2023 DELINQUENT MOTOR VEHICLE TAX SETTLEMENT

2023 RENTAL MOTOR VEHICLE TAX SETTLEMENT

CASHIERS, DILLSBORO, FOREST HILLS, HIGHLANDS, SYLVA, WEBSTER

2023 CASHIERS FIRE DISTRICT TAX SETTLEMENT
2023 CASHIERS FIRE DISTRICT DELINQUENT TAX SETTLEMENT

2023 DILLSBORO TAX SETTLEMENT
2023 DILLSBORO DELINQUENT TAX SETTLEMENT
2023 DILLSBORO FIRE TAX SETTLEMENT
2023 DILLSBORO DELINQUENT FIRE TAX SETTLEMENT

2023 FOREST HILLS TAX SETTLEMENT
2023 FOREST HILLS DELINQUENT TAX SETTLEMENT

2023 HIGHLANDS FIRE DISTRICT TAX SETTLEMENT
2023 HIGHLANDS FIRE DISTRICT DELINQUENT TAX SETTLEMENT
2023 HIGHLANDS TAX SETTLEMENT

2023 SYLVA MOTOR VEHICLE DELINQUENT TAX SETTLEMENT

2023 WEBSTER TAX SETTLEMENT
2023 WEBSTER DELINQUENT TAX SETTLEMENT

ACCOUNTS RECEIVABLE SUMMARY REPORT
AS OF JUNE 30, 2024

SUBMITTED TO JACKSON COUNTY BOARD OF COMMISSIONERS

July 31, 2024

Brandi Henson
BRANDI HENSON
JACKSON COUNTY TAX COLLECTOR

**JACKSON COUNTY
2023 TAX SETTLEMENT**

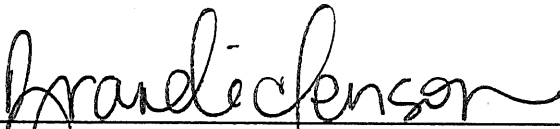
MAY 1, 2023 THROUGH JUNE 30, 2024

CHARGES:

LEVY	\$ 45,008,479.70
INTEREST	176,548.83
	<hr/>
	\$ 45,185,028.53

CREDITS:

DEPOSITED	\$ 44,924,495.38
RELEASES/WRITEOFFS	9,232.47
REFUNDS/ADJUSTMENTS	(59,151.12)
NSF VOIDS	(93,667.81)
UNCOLLECTED	404,119.61
	<hr/>
	\$ 45,185,028.53



BRANDI HENSON
JACKSON COUNTY TAX COLLECTOR

JACKSON COUNTY 2022 TAX SETTLEMENT

MAY 1, 2023 THROUGH JUNE 30, 2024

MONTH	2023 LEVY	COLLECTIONS		RELEASES	WRITE-OFF	NSF VOIDS	REFUNDS	REFUNDS ADJUST	BALANCE
		TAX	INTEREST						
May-23	18,348.25	17,035.94	2,441.99	-	-	-	-	-	1,312.31
Jun-23	9,293.19	8,708.91	1,307.49	-	-	-	-	-	584.28
SUBTOTAL	27,641.44	25,744.85	3,749.48	-	-	-	-	-	1,896.59
Jul-23	43,474,780.07	4,033,160.83	434.22	1,124.02	2,774.28	10,087.98	1,010.99	0.68	39,450,717.18
Aug-23	1,306,099.49	10,951,685.96	1,077.08	3,063.49	-	24,999.97	2,063.12	-	29,829,130.31
Sep-23	52,911.05	3,740,145.02	1,281.95	30.01	9.07	9,333.33	934.64	-	26,152,125.23
Oct-23	53,402.39	2,237,355.71	270.00	425.02	0.29	6,382.74	310.07	-	23,974,439.41
Nov-23	441.52	7,747,956.49	765.24	235.10	-	2,363.33	21,468.07	2.00	16,250,522.74
Dec-23	93,203.74	8,048,728.51	548.66	29.26	-	4,146.49	23,663.31	-	8,322,778.51
Jan-24	-	5,592,577.04	20,658.68	917.70	0.19	20,458.75	4,771.95	-	2,754,514.28
Feb-24	-	1,151,097.20	55,793.77	140.02	0.30	2,242.76	17.82	-	1,605,537.34
Mar-24	-	578,852.44	22,340.60	235.01	-	11,343.66	1,605.89	-	1,039,399.44
Apr-24	-	385,855.67	33,669.64	248.71	-	1,371.88	2,767.99	-	657,434.93
May-24	-	203,293.08	14,884.09	-	-	936.92	534.59	-	455,613.36
Jun-24	-	51,493.75	21,075.42	-	-	-	-	-	404,119.61
SUBTOTAL	44,980,838.26	44,722,201.70	172,799.35	6,448.34	2,784.13	93,667.81	59,148.44	2.68	404,119.61
TOTAL	45,008,479.70	44,747,946.55	176,548.83	6,448.34	2,784.13	93,667.81	59,148.44	2.68	404,119.61

**JACKSON COUNTY
2023 DELINQUENT TAX SETTLEMENT**

JULY 1, 2023 THROUGH JUNE 30, 2024

CHARGES:

LEVY	\$	995,108.51
INTEREST		178,724.09
	\$	<u>1,173,832.60</u>

CREDITS:

DEPOSITED	\$	574,111.60
RELEASES/WRITEOFFS		59,856.64
NSF VOIDS		(2,694.43)
REFUNDS		(867.65)
UNCOLLECTED		543,426.44
	\$	<u>1,173,832.60</u>



BRANDI HENSON
JACKSON COUNTY TAX COLLECTOR

JACKSON COUNTY
2023 DELINQUENT TAX SETTLEMENT

JULY 1, 2023 THROUGH JUNE 30, 2024

YEAR	BALANCE July 1, 2023	COLLECTIONS		RELEASES	WRITE-OFF	NSF VOIDS	REFUNDS	BALANCE June 30, 2024
		TAX	INTEREST					
2022	335,498.81	209,441.16	109,665.49	128.26	-	969.49	867.65	127,766.53
2021	139,766.63	70,551.23	16,069.43	9.90	0.10	786.33	-	69,991.73
2020	92,031.94	43,465.29	13,709.86	-	-	938.61	-	49,505.26
2019	69,200.10	22,241.66	8,166.44	-	-	-	-	46,958.44
2018	55,117.63	16,029.65	8,343.69	-	-	-	-	39,087.98
2017	52,022.35	11,311.34	5,386.40	-	-	-	-	40,711.01
2016	37,491.52	7,554.33	5,057.01	-	-	-	-	29,937.19
2015	79,384.93	7,006.81	5,377.10	-	-	-	-	72,378.12
2014	71,979.60	5,301.35	5,122.60	-	-	-	-	66,678.25
2013	62,482.28	2,351.97	1,690.34	-	59,718.38	-	-	411.93
2012	132.72	132.72	135.73	-	-	-	-	-
TOTAL	995,108.51	395,387.51	178,724.09	138.16	59,718.48	2,694.43	867.65	543,426.44

JACKSON COUNTY SOLID WASTE 2023 TAX SETTLEMENT


JULY 1, 2023 THROUGH JUNE 30, 2024

CHARGES:

LEVY	\$	3,015,181.62
INTEREST		10,212.27
	\$	<u>3,025,393.89</u>

CREDITS:

DEPOSITED	\$	2,960,514.42
RELEASES/WRITEOFFS		1,132.24
NSF VOIDS		(4,700.00)
UNCOLLECTED		68,447.23
	\$	<u>3,025,393.89</u>



BRANDI HENSON
JACKSON COUNTY TAX COLLECTOR

JACKSON COUNTY SOLID WASTE 2023 TAX SETTLEMENT

JULY 1, 2023 THROUGH JUNE 30, 2024

MONTH	2023 LEVY	COLLECTIONS		RELEASES	WRITE-OFF	NSF VOIDS	REFUNDS	BALANCE
		TAX	INTEREST					
Jul-23	3,014,556.62	227,999.33	-	-	1.06	500.00	-	2,787,056.23
Aug-23	-	559,016.02	-	125.00	2.38	1,205.00	-	2,229,117.83
Sep-23	-	217,204.54	-	-	0.20	585.00	-	2,012,498.09
Oct-23	500.00	140,211.67	-	125.00	-	500.00	-	1,873,161.42
Nov-23	125.00	752,684.43	-	125.00	-	85.00	-	1,120,561.99
Dec-23	-	500,305.31	-	127.50	-	265.00	-	620,394.18
Jan-24	-	329,392.69	2,033.89	-	0.58	765.00	-	291,765.91
Feb-24	-	98,158.42	3,061.32	125.00	0.02	265.00	-	193,747.47
Mar-24	-	58,517.71	2,020.85	375.00	0.50	335.00	-	135,189.26
Apr-24	-	39,380.37	1,693.92	125.00	-	70.00	-	95,753.89
May-24	-	18,628.86	934.54	-	-	125.00	-	77,250.03
Jun-24	-	8,802.80	467.75	-	-	-	-	68,447.23
TOTAL	3,015,181.62	2,950,302.15	10,212.27	1,127.50	4.74	4,700.00	-	68,447.23

JACKSON COUNTY SOLID WASTE 2023 DELINQUENT TAX SETTLEMENT

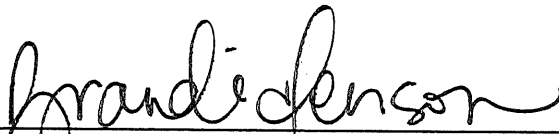
JULY 1, 2023 THROUGH JUNE 30, 2024

CHARGES:

LEVY	\$	140,128.75
INTEREST		11,837.39
	\$	<u>151,966.14</u>

CREDITS:

DEPOSITED	\$	74,955.16
RELEASES/WRITEOFFS		2,786.94
NSF VOIDS		(457.78)
UNCOLLECTED		74,681.82
	\$	<u>151,966.14</u>



BRANDI HENSON
JACKSON COUNTY TAX COLLECTOR

JACKSON COUNTY SOLID WASTE 2023 DELINQUENT TAX SETTLEMENT

JULY 1, 2023 THROUGH JUNE 30, 2024

YEAR	BALANCE July 1, 2023	COLLECTIONS		RELEASES	WRITE-OFF	NSF VOIDS	REFUNDS	BALANCE June 30, 2024
		TAX	INTEREST					
2022	68,161.91	37,965.17	3,735.63	125.00	-	375.00	-	30,446.74
2021	23,873.72	11,317.75	1,967.50	97.00	-	74.78	-	12,533.75
2020	12,291.76	3,861.32	1,112.24	-	-	8.00	-	8,438.44
2019	10,569.63	3,238.73	1,086.07	-	-	-	-	7,330.90
2018	5,143.67	1,758.36	777.10	-	-	-	-	3,385.31
2017	5,229.61	1,517.96	745.14	-	-	-	-	3,711.65
2016	4,214.95	1,287.01	823.56	-	-	-	-	2,927.94
2015	3,670.51	1,071.00	723.34	-	-	-	-	2,599.51
2014	3,967.05	659.47	654.54	-	-	-	-	3,307.58
2013	2,942.94	378.00	151.47		2,564.94			-
2012	63.00	63.00	60.80	-	-	-	-	-
TOTAL	140,128.75	63,117.77	11,837.39	222.00	2,564.94	457.78	-	74,681.82

JACKSON COUNTY MOTOR VEHICLES 2023 DELINQUENT TAX SETTLEMENT

JULY 1, 2023 THROUGH JUNE 30, 2024

CHARGES:

LEVY	\$ 11,061.35
INTEREST	6.46
	<hr/>
	\$ 11,067.81

CREDITS:

DEPOSITED	\$ 13.43
RELEASES/WRITEOFFS	11,048.68
UNCOLLECTED	5.70
	<hr/>
	\$ 11,067.81



BRANDI HENSON
JACKSON COUNTY TAX COLLECTOR

JACKSON COUNTY MOTOR VEHICLES 2023 DELINQUENT TAX SETTLEMENT

JULY 1, 2023 THROUGH JUNE 30, 2024

YEAR	BALANCE	COLLECTIONS		RELEASES	WRITE-OFF	REFUNDS	BALANCE
	July 1, 2022	TAX	INTEREST				June 30, 2023
2014	5.70	-	-	-	-	-	5.70
2013	11,055.65	6.97	6.46	-	11,048.68	-	-
TOTAL	11,061.35	6.97	6.46	-	11,048.68	-	5.70

**RENTAL MOTOR VEHICLES
2022 TAX SETTLEMENT**

JULY 1, 2022 THROUGH JUNE 30, 2023

JACKSON COUNTY

DEPOSITED \$ 21,414.94

TOWN OF SYLVA

DEPOSITED \$ 5,631.12



BRANDI HENSON
JACKSON COUNTY TAX COLLECTOR

JACKSON COUNTY RENTAL MOTOR VEHICLES 2023 TAX SETTLEMENT

JULY 1, 2023 THROUGH JUNE 30, 2024

JACKSON COUNTY

MONTH	AMOUNT COLLECTED
Jul-23	\$ 2,111.79
Aug-23	\$ 2,135.08
Sep-23	\$ 2,025.43
Oct-23	\$ 1,811.13
Nov-23	\$ 1,881.54
Dec-23	\$ 1,584.61
Jan-24	\$ 1,792.65
Feb-24	\$ 1,574.71
Mar-24	\$ 1,473.76
Apr-24	\$ 1,622.78
May-24	\$ 1,589.21
Jun-24	\$ 1,812.25
TOTAL DEPOSITED	\$ 21,414.94



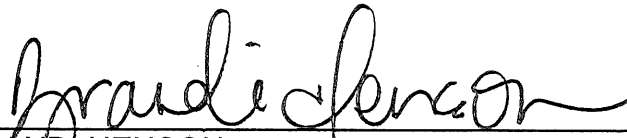
BRANDI HENSON
JACKSON COUNTY TAX COLLECTOR

TOWN OF SYLVA RENTAL MOTOR VEHICLES 2023 TAX SETTLEMENT

JULY 1, 2023 THROUGH JUNE 30, 2024

TOWN OF SYLVA

MONTH	AMOUNT COLLECTED
Jul-23	\$ 460.96
Aug-23	\$ 593.39
Sep-23	\$ 630.70
Oct-23	\$ 466.50
Nov-23	\$ 414.76
Dec-23	\$ 326.69
Jan-24	\$ 480.01
Feb-24	\$ 397.02
Mar-24	\$ 410.40
Apr-24	\$ 434.41
May-24	\$ 455.33
Jun-24	\$ 560.95
TOTAL DEPOSITED	\$ 5,631.12



BRANDI HENSON
JACKSON COUNTY TAX COLLECTOR

**CASHIERS FIRE DISTRICT
2023 TAX SETTLEMENT**

JULY 1, 2023 THROUGH JUNE 30, 2024

CHARGES:

LEVY	\$ 1,985,823.62
INTEREST	4,751.04
	<u>\$ 1,990,574.66</u>

CREDITS:

DEPOSITED	\$ 1,984,182.69
RELEASES/WRITEOFFS	457.73
NSF VOIDS	(5,722.30)
UNCOLLECTED	11,656.54
	<u>\$ 1,990,574.66</u>



BRANDI HENSON
JACKSON COUNTY TAX COLLECTOR

CASHIERS FIRE DISTRICT 2023 TAX SETTLEMENT

JULY 1, 2023 THROUGH JUNE 30, 2024

MONTH	2023 LEVY	COLLECTIONS		RELEASES	WRITE-OFF	NSF VOIDS	REFUNDS	BALANCE
		TAX	INTEREST					
Jul-23	1,960,117.40	201,813.77	-	41.95	119.98	748.69	-	1,758,890.39
Aug-23	16,866.40	606,032.39	69.62	208.88	1.40	1,816.11	-	1,171,330.23
Sep-23	1,611.54	191,624.77	-	0.78	-	195.92	-	981,512.14
Oct-23	1,203.94	104,260.93	-	0.74	-	330.82	-	878,785.23
Nov-23	24.22	270,255.80	-	-	-	-	-	608,553.65
Dec-23	6,000.12	304,866.50	-	-	-	320.80	-	310,008.07
Jan-24	-	207,314.88	858.30	71.00	0.91	1,477.18	-	104,098.46
Feb-24	-	50,813.28	1,396.75	11.53	-	90.67	-	53,364.32
Mar-24	-	20,615.11	681.14	-	-	731.52	-	33,480.73
Apr-24	-	13,391.40	1,036.75	-	0.56	-	-	20,088.77
May-24	-	7,343.22	648.59	-	-	10.59	-	12,756.14
Jun-24	-	1,099.60	59.89	-	-	-	-	11,656.54
TOTAL	1,985,823.62	1,979,431.65	4,751.04	334.88	122.85	5,722.30	-	11,656.54

Cashiers Fire District - 2023 Billed

Real & Personal \$ 1,985,823.62
\$ 1,985,823.62

Cashiers Fire District - 2023 Balance 06/30/24

Real & Personal \$ 11,656.54
\$ 11,656.54

CASHIERS FIRE DISTRICT 2023 DELINQUENT TAX SETTLEMENT

JULY 1, 2023 THROUGH JUNE 30, 2024

YEAR	BALANCE	COLLECTIONS		RELEASES	WRITE-OFF	NSF VOIDS	REFUNDS	BALANCE
	July 1, 2022	TAX	INTEREST					June 30, 2023
2022	8,415.86	5,471.74	454.65	-	-	-	-	2,944.12
2021	3,396.17	1,621.81	236.07	-	-	-	-	1,774.36
2020	1,684.07	499.42	129.13	-	-	-	-	1,184.65
2019	1,350.01	214.49	62.81	-	0.05	-	-	1,135.47
2018	1,102.36	83.59	37.26	-	-	-	-	1,018.77
2017	1,110.22	77.67	34.93	-	-	-	-	1,032.55
2016	977.61	93.57	60.13	-	-	-	-	884.04
2015	3,711.75	43.85	65.42	-	-	-	-	3,667.90
TOTAL	21,748.05	8,106.14	1,080.40	-	0.05	-	-	13,641.86

CHARGES:	LEVY	\$ 21,748.05
	INTEREST	1,080.40
		\$ 22,828.45

CREDITS:	DEPOSITED	\$ 9,186.54
	RELEASES/WRITE-OFFS	0.05
	NSF VOIDS	-
	UNCOLLECTED	13,641.86
		\$ 22,828.45



BRANDI HENSON
JACKSON COUNTY TAX COLLECTOR

**TOWN OF DILLSBORO
2023 TAX SETTLEMENT**

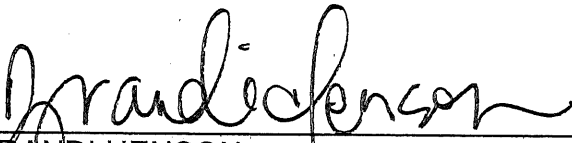
JULY 1, 2023 THROUGH JUNE 30, 2024

CHARGES:

LEVY	\$ 113,037.70
INTEREST	304.99
	<hr/>
	\$ 113,342.69

CREDITS:

DEPOSITED	\$ 111,104.18
RELEASES/WRITEOFFS	47.41
UNCOLLECTED	2,191.10
	<hr/>
	\$ 113,342.69



BRANDI HENSON
JACKSON COUNTY TAX COLLECTOR

TOWN OF DILLSBORO 2023 TAX SETTLEMENT

JULY 1, 2023 THROUGH JUNE 30, 2024

MONTH	2023 LEVY	COLLECTIONS		RELEASES	WRITE-OFF	REFUNDS	BALANCE
		TAX	INTEREST				
Jul-23	103,963.42	6,145.42	-	-	9.13	-	97,808.87
Aug-23	6,059.00	11,102.33	-	38.28	-	-	92,727.26
Sep-23	3,015.28	2,642.91	-	-	-	-	93,099.63
Oct-23	-	2,860.40	-	-	-	-	90,239.23
Nov-23	-	33,830.09	-	-	-	-	56,409.14
Dec-23	-	29,062.07	-	-	-	-	27,347.07
Jan-24	-	17,439.11	0.76	-	-	-	9,907.96
Feb-24	-	2,539.16	71.14	-	-	-	7,368.80
Mar-24	-	2,999.56	109.81	-	-	-	4,369.24
Apr-24	-	1,773.51	103.05	-	-	-	2,595.73
May-24	-	404.63	20.23	-	-	-	2,191.10
Jun-24	-	-	-	-	-	-	2,191.10
TOTAL	113,037.70	110,799.19	304.99	38.28	9.13	-	2,191.10

Town of Dillsboro - 2023 Billed

Real & Personal \$ 113,037.70
\$ 113,037.70

Town of Dillsboro - 2023 Balance 06/30/24

Real & Personal \$ 2,191.10
\$ 2,191.10

TOWN OF DILLSBORO 2023 DELINQUENT TAX SETTLEMENT

JULY 1, 2023 THROUGH JUNE 30, 2024

YEAR	BALANCE	COLLECTIONS		RELEASES	WRITE-OFF	REFUNDS	BALANCE
	July 1, 2023	TAX	INTEREST				June 30, 2024
2022	1,600.32	1,394.00	57.26	-	-	-	206.32
2021	373.11	344.00	54.18	-	-	-	29.11
2020	624.08	585.27	124.33	-	-	-	38.81
2019	1,035.30	-	-	-	-	-	1,035.30
2017	27.55	-	-	-	-	-	27.55
2015	98.77	-	-	-	-	-	98.77
2013	58.28	-	-	-	58.28	-	-
TOTAL	3,817.41	2,323.27	235.77	-	58.28	-	1,435.86

CHARGES:	LEVY	\$	3,817.41
	INTEREST		235.77
			\$ 4,053.18
 CREDITS:	DEPOSITED	\$	2,559.04
	WRITE-OFFS		58.28
	UNCOLLECTED		1,435.86
			\$ 4,053.18


 BRANDI HENSON
 JACKSON COUNTY TAX COLLECTOR

**TOWN OF DILLSBORO FIRE
2023 TAX SETTLEMENT**

JULY 1, 2023 THROUGH JUNE 30, 2024

CHARGES:

LEVY	\$ 21,530.96
INTEREST	58.28
	<hr/>
	\$ 21,589.24

CREDITS:

DEPOSITED	\$ 21,162.86
RELEASES/WRITEOFFS	9.03
UNCOLLECTED	417.35
	<hr/>
	\$ 21,589.24



BRANDI HENSON
JACKSON COUNTY TAX COLLECTOR

TOWN OF DILLSBORO FIRE 2023 TAX SETTLEMENT

JULY 1, 2023 THROUGH JUNE 30, 2024

MONTH	2023 LEVY	COLLECTIONS		RELEASES	WRITE-OFF	REFUNDS	BALANCE
		TAX	INTEREST				
Jul-23	19,802.51	1,170.56	-	-	1.74	-	18,630.21
Aug-23	1,154.10	2,114.69	-	7.29	-	-	17,662.33
Sep-23	574.35	503.41	-	-	-	-	17,733.27
Oct-23	-	544.85	-	-	-	-	17,188.42
Nov-23	-	6,443.85	-	-	-	-	10,744.57
Dec-23	-	5,535.59	-	-	-	-	5,208.98
Jan-24	-	3,321.73	0.14	-	-	-	1,887.25
Feb-24	-	483.66	13.55	-	-	-	1,403.59
Mar-24	-	548.60	20.92	-	-	-	854.99
Apr-24	-	360.57	19.81	-	-	-	494.42
May-24	-	77.07	3.86	-	-	-	417.35
Jun-24	-	-	-	-	-	-	417.35
TOTAL	21,530.96	21,104.58	58.28	7.29	1.74	-	417.35

Town of Dillsboro Fire - 2023 Billed

Real & Personal \$ 21,530.96
\$ 21,530.96

Town of Dillsboro Fire - 2023 Balance 06/30/24

Real & Personal \$ 417.35
\$ 417.35


TOWN OF DILLSBORO FIRE 2023 DELINQUENT TAX SETTLEMENT

JULY 1, 2023 THROUGH JUNE 30, 2024

YEAR	BALANCE	COLLECTIONS		RELEASES	WRITE-OFF	REFUNDS	BALANCE
	July 1, 2023	TAX	INTEREST				June 30, 2024
2022	339.73	272.74	12.17	-	-	-	66.99
2021	71.06	65.52	10.32	-	-	-	5.54
2020	118.87	111.48	23.68	-	-	-	7.39
2019	197.20	-	-	-	-	-	197.20
2017	4.01	-	-	-	-	-	4.01
2015	14.12	-	-	-	-	-	14.12
2013	8.33	-	-	-	8.33	-	-
TOTAL	753.32	449.74	46.17	-	8.33	-	295.25

CHARGES:	LEVY	\$	753.32
	INTEREST		46.17
			\$ 799.49

CREDITS:	DEPOSITED	\$	495.91
	WRITE-OFFS		8.33
	UNCOLLECTED		295.25
			\$ 799.49


 BRANDI HENSON
 JACKSON COUNTY TAX COLLECTOR

**VILLAGE OF FOREST HILLS
2023 TAX SETTLEMENT**

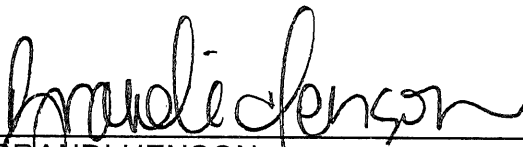
JULY 1, 2023 THROUGH JUNE 30, 2024

CHARGES:

LEVY	\$ 52,190.26
INTEREST	270.05
	<hr/>
	\$ 52,460.31

CREDITS:

DEPOSITED	\$ 52,451.31
RELEASES/WRITEOFFS	23.43
NSF VOIDS	(299.88)
UNCOLLECTED	285.45
	<hr/>
	\$ 52,460.31



BRANDI HENSON
JACKSON COUNTY TAX COLLECTOR

VILLAGE OF FOREST HILLS 2023 TAX SETTLEMENT

JULY 1, 2023 THROUGH JUNE 30, 2024

MONTH	2023 LEVY	COLLECTIONS		RELEASES	WRITE-OFF	NSF VOIDS	BALANCE
		TAX	INTEREST				
	403.35	-	-	-	-	-	403.35
Jul-23	51,739.27	3,438.11	55.52	-	5.49	-	48,699.02
Aug-23	47.64	5,865.33	-	-	-	-	42,881.33
Sep-23	-	1,682.84	-	-	-	-	41,198.49
Oct-23	-	2,165.56	-	13.09	-	-	39,019.84
Nov-23	-	23,713.05	-	-	-	-	15,306.79
Dec-23	-	6,066.31	-	-	-	-	9,240.48
Jan-24	-	4,818.38	9.97	-	-	299.88	4,721.98
Feb-24	-	738.52	20.25	4.85	-	-	3,978.61
Mar-24	-	355.97	12.46	-	-	-	3,622.64
Apr-24	-	635.30	36.76	-	-	-	2,987.34
May-24	-	2,701.89	135.09	-	-	-	285.45
Jun-24	-	-	-	-	-	-	285.45
TOTAL	52,190.26	52,181.26	270.05	17.94	5.49	299.88	285.45

Village of Forest Hills - 2023 Billed

Real & Personal	\$ 52,190.26
	\$ 52,190.26

Village of Forest Hills - 2023 Balance 06/30/24

Real & Personal	\$ 285.45
	\$ 285.45


VILLAGE OF FOREST HILLS 2023 DELINQUENT TAX SETTLEMENT

JULY 1, 2023 THROUGH JUNE 30, 2024

YEAR	BALANCE July 1, 2023	COLLECTIONS		RELEASES	WRITE-OFF	REFUNDS	BALANCE June 30, 2024
		TAX	INTEREST				
2022	3,426.27	3,198.96	415.01	-	-	-	227.31
2013	4.05	-	-	-	4.05	-	-
TOTAL	3,430.32	3,198.96	415.01	-	4.05	-	227.31

CHARGES:	LEVY	\$	3,430.32
	INTEREST		415.01
			\$ 3,845.33

CREDITS:	DEPOSITED	\$	3,613.97
	WRITE-OFFS		4.05
	UNCOLLECTED		227.31
			\$ 3,845.33


 BRANDI HENSON
 JACKSON COUNTY TAX COLLECTOR

HIGHLANDS FIRE DISTRICT 2023 TAX SETTLEMENT


JULY 1, 2023 THROUGH JUNE 30, 2024

CHARGES:

LEVY	\$ 89,751.46
INTEREST	163.15
	<hr/>
	\$ 89,914.61

CREDITS:

DEPOSITED	\$ 90,132.17
RELEASES/WRITEOFFS	1.15
NSF VOIDS	(219.13)
UNCOLLECTED	0.42
	<hr/>
	\$ 89,914.61



BRANDI HENSON
JACKSON COUNTY TAX COLLECTOR

HIGHLANDS FIRE DISTRICT 2023 TAX SETTLEMENT

JULY 1, 2023 THROUGH JUNE 30, 2024

MONTH	2023 LEVY	COLLECTIONS		RELEASES	WRITE-OFF	NSF VOID	BALANCE
		TAX	INTEREST				
Jul-23	89,059.53	7,839.16	-	-	1.15	-	81,219.22
Aug-23	691.93	31,987.86	-	-	-	-	49,923.29
Sep-23	-	6,246.75	-	-	-	219.13	43,895.67
Oct-23	-	4,965.18	-	-	-	-	38,930.49
Nov-23	-	11,157.83	-	-	-	-	27,772.66
Dec-23	-	18,911.65	-	-	-	-	8,861.01
Jan-24	-	4,587.18	21.78	-	-	-	4,273.83
Feb-24	-	2,002.30	58.53	-	-	-	2,271.53
Mar-24	-	1,342.63	43.34	-	-	-	928.90
Apr-24	-	901.28	38.14	-	-	-	27.62
May-24	-	27.20	1.36	-	-	-	0.42
Jun-24	-	-	-	-	-	-	0.42
TOTAL	89,751.46	89,969.02	163.15	-	1.15	219.13	0.42

Town of Highlands Fire - 2023 Billed

Real & Personal	\$ 89,751.46
	<u> </u>
	\$ 89,751.46

Town of Highlands Fire - 2023 Balance 06/30/24

Real & Personal	\$ 0.42
	<u> </u>
	\$ 0.42

TOWN OF HIGHLANDS FIRE 2023 DELINQUENT TAX SETTLEMENT

JULY 1, 2023 THROUGH JUNE 30, 2024

YEAR	BALANCE	COLLECTIONS		RELEASES	WRITE-OFF	REFUNDS	BALANCE
	July 1, 2023	TAX	INTEREST				June 30, 2024
2022	30.34	29.92	2.86	-	-	-	0.42
2021	27.20	27.20	5.03	-	-	-	-
2020	93.13	30.50	8.39	-	-	-	62.63
2019	25.40	25.40	9.27	-	-	-	-
2018	25.40	25.40	11.56	-	-	-	-
2017	25.40	25.40	13.84	-	-	-	-
2016	25.40	25.40	16.13	-	-	-	-
2015	11.84	11.84	5.99	-	-	-	-
TOTAL	264.11	201.06	73.07	-	-	-	63.05

CHARGES:	LEVY	\$	264.11
	INTEREST		73.07
			\$ 337.18

CREDITS:	DEPOSITED	\$	274.13
	WRITE-OFFS		-
	UNCOLLECTED		63.05
			\$ 337.18



 BRANDI HENSON
 JACKSON COUNTY TAX COLLECTOR

**TOWN OF HIGHLANDS
2023 TAX SETTLEMENT**


JULY 1, 2023 THROUGH JUNE 30, 2024

CHARGES:

LEVY	\$ 98,420.70
INTEREST	461.12
	<hr/>
	\$ 98,881.82

CREDITS:

DEPOSITED	\$ 98,881.82
RELEASES/WRITEOFFS	-
UNCOLLECTED	(0.00)
	<hr/>
	\$ 98,881.82



BRANDI HENSON
JACKSON COUNTY TAX COLLECTOR

TOWN OF HIGHLANDS 2023 TAX SETTLEMENT

JULY 1, 2023 THROUGH JUNE 30, 2024

MONTH	2023 LEVY	COLLECTIONS		RELEASES	WRITE-OFF	REFUNDS	BALANCE
		TAX	INTEREST				
Jul-23	96,414.76	5,584.03	-	-	-	-	90,830.73
Aug-23	2,005.94	27,153.31	-	-	-	-	65,683.36
Sep-23	-	3,908.44	-	-	-	-	61,774.92
Oct-23	-	11,709.31	-	-	-	-	50,065.61
Nov-23	-	13,376.33	-	-	-	-	36,689.28
Dec-23	-	22,329.61	-	-	-	-	14,359.67
Jan-24	-	1,478.75	19.71	-	-	-	12,880.92
Feb-24	-	4,585.69	139.12	-	-	-	8,295.23
Mar-24	-	4,891.46	157.47	-	-	-	3,403.77
Apr-24	-	3,301.57	139.71	-	-	-	102.20
May-24	-	102.20	5.11	-	-	-	(0.00)
Jun-24	-	-	-	-	-	-	(0.00)
TOTAL	98,420.70	98,420.70	461.12	-	-	-	(0.00)

Town of Highlands - 2023 Billed

Real & Personal	\$ 98,420.70
	\$ 98,420.70

Town of Highlands - 2023 Balance 06/30/24

Real & Personal	\$ (0.00)
	\$ (0.00)

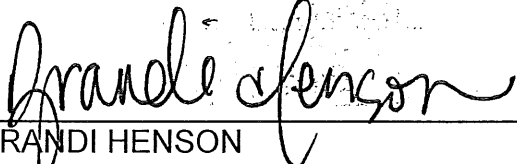
TOWN OF SYLVA 2023 DELINQUENT TAX SETTLEMENT

JULY 1, 2023 THROUGH JUNE 30, 2024

YEAR	BALANCE July 1, 2023	COLLECTIONS		RELEASES	WRITE-OFF	REFUNDS	BALANCE June 30, 2024
		TAX	INTEREST				
2013	1,127.45	-	-	-	1,127.45	-	-
TOTAL	1,127.45	-	-	-	1,127.45	-	-

CHARGES:	LEVY	\$	1,127.45
	INTEREST		-
			\$ 1,127.45

CREDITS:	DEPOSITED	\$	-
	WRITE-OFFS		1,127.45
	UNCOLLECTED		-
			\$ 1,127.45


 BRANDI HENSON
 JACKSON COUNTY TAX COLLECTOR

**TOWN OF WEBSTER
2023 TAX SETTLEMENT**


JULY 1, 2023 THROUGH JUNE 30, 2024

CHARGES:

LEVY	\$ 76,056.10
INTEREST	86.20
	<hr/>
	\$ 76,142.30

CREDITS:

DEPOSITED	\$ 76,245.21
RELEASES/WRITEOFFS	26.05
NSF VOID	(322.02)
UNCOLLECTED	193.06
	<hr/>
	\$ 76,142.30



BRANDI HENSON
JACKSON COUNTY TAX COLLECTOR

TOWN OF WEBSTER 2023 TAX SETTLEMENT

JULY 1, 2023 THROUGH JUNE 30, 2024

MONTH	2023 LEVY	COLLECTIONS		RELEASES	WRITE-OFF	NSF VOID	BALANCE
		TAX	INTEREST				
Jul-23	72,856.30	3,861.24	-	-	3.99	-	68,991.07
Aug-23	3,199.80	6,757.47	-	-	-	-	65,433.40
Sep-23	-	2,777.57	-	22.06	-	-	62,633.77
Oct-23	-	2,213.19	-	-	-	-	60,420.58
Nov-23	-	27,002.39	-	-	-	-	33,418.19
Dec-23	-	15,594.42	-	-	-	-	17,823.77
Jan-24	-	15,323.48	21.58	-	-	-	2,500.29
Feb-24	-	2,030.95	55.19	-	-	322.02	791.36
Mar-24	-	311.95	4.05	-	-	-	479.41
Apr-24	-	274.45	4.70	-	-	-	204.96
May-24	-	-	-	-	-	-	204.96
Jun-24	-	11.90	0.68	-	-	-	193.06
TOTAL	76,056.10	76,159.01	86.20	22.06	3.99	322.02	193.06

Town of Webster - 2023 Billed

Real & Personal	\$ 76,056.10
	\$ 76,056.10

Town of Webster - 2023 Balance 06/30/24

Real & Personal	\$ 193.06
	\$ 193.06

COLLECTIONS MONTHLY TOTALS REPORT
JACKSON COUNTY - YTD 6/24

ALL BILLS TAX YEAR 2013															
TAX DISTRICT	BEGINNING BALANCE	Levy Added	Releases	Admin Refunds	Payments	NSF Void	Write Offs	ENDING BALANCE	% Coll	Refunded Overages	NSF Void	Small Over	NSF Void	Interest Paid	Total Deposit
A01	603.80	0.00	0.00	0.00	-55.95	0.00	-535.85	12.00	98.01	0.00	0.00	0.00	0.00	-41.22	-97.17
D01	58.28	0.00	0.00	0.00	0.00	0.00	-58.28	0.00	100.00	0.00	0.00	0.00	0.00	0.00	0.00
D02	8.33	0.00	0.00	0.00	0.00	0.00	-8.33	0.00	100.00	0.00	0.00	0.00	0.00	0.00	0.00
F01	4.05	0.00	0.00	0.00	0.00	0.00	-4.05	0.00	100.00	0.00	0.00	0.00	0.00	0.00	0.00
G01	62,482.28	0.00	0.00	0.00	-2,351.97	0.00	-59,718.38	411.93	99.34	0.00	0.00	0.00	0.00	-1,559.34	-3,911.31
GAR	3.00	30.00	0.00	0.00	-30.00	0.00	-3.00	0.00	100.00	0.00	0.00	0.00	0.00	-3.83	-33.83
L01	2,942.94	0.00	0.00	0.00	-378.00	0.00	-2,564.94	0.00	100.00	0.00	0.00	0.00	0.00	-151.47	-529.47
M01	11,055.65	0.00	0.00	0.00	-6.97	0.00	-11,048.68	0.00	100.00	0.00	0.00	0.00	0.00	-6.46	-13.43
S01	1,127.45	0.00	0.00	0.00	0.00	0.00	-1,127.45	0.00	100.00	0.00	0.00	0.00	0.00	0.00	0.00
TOTAL:	78,285.78	30.00	0.00	0.00	-2,822.89	0.00	-75,068.96	423.93	99.46	0.00	0.00	0.00	0.00	-1,762.32	-4,585.21

ALL BILLS TAX YEAR 2014															
TAX DISTRICT	BEGINNING BALANCE	Levy Added	Releases	Admin Refunds	Payments	NSF Void	Write Offs	ENDING BALANCE	% Coll	Refunded Overages	NSF Void	Small Over	NSF Void	Interest Paid	Total Deposit
A01	708.00	0.00	0.00	0.00	-120.19	0.00	0.00	587.81	16.98	0.00	0.00	0.00	0.00	-95.70	-215.89
G01	71,979.60	0.00	0.00	0.00	-5,301.35	0.00	0.00	66,678.25	7.37	0.00	0.00	0.00	0.00	-4,906.71	-10,208.06
GAR	60.00	0.00	0.00	0.00	0.00	0.00	0.00	60.00	0.00	0.00	0.00	0.00	0.00	0.00	0.00
L01	3,967.05	0.00	0.00	0.00	-659.47	0.00	0.00	3,307.58	16.62	0.00	0.00	0.00	0.00	-654.54	-1,314.01
M01	5.70	0.00	0.00	0.00	0.00	0.00	0.00	5.70	0.00	0.00	0.00	0.00	0.00	0.00	0.00
TOTAL:	76,720.35	0.00	0.00	0.00	-6,081.01	0.00	0.00	70,639.34	7.93	0.00	0.00	0.00	0.00	-5,656.95	-11,737.96

ALL BILLS TAX YEAR 2015															
TAX DISTRICT	BEGINNING BALANCE	Levy Added	Releases	Admin Refunds	Payments	NSF Void	Write Offs	ENDING BALANCE	% Coll	Refunded Overages	NSF Void	Small Over	NSF Void	Interest Paid	Total Deposit
A01	821.72	0.00	0.00	0.00	-164.00	0.00	0.00	657.72	19.96	0.00	0.00	0.00	0.00	-108.17	-272.17
D01	98.77	0.00	0.00	0.00	0.00	0.00	0.00	98.77	0.00	0.00	0.00	0.00	0.00	0.00	0.00
D02	14.12	0.00	0.00	0.00	0.00	0.00	0.00	14.12	0.00	0.00	0.00	0.00	0.00	0.00	0.00
FS1	3,711.75	0.00	0.00	0.00	-43.85	0.00	0.00	3,667.90	1.18	0.00	0.00	0.00	0.00	-65.42	-109.27
FS2	11.84	0.00	0.00	0.00	-11.84	0.00	0.00	0.00	100.00	0.00	0.00	0.00	0.00	-5.99	-17.83
G01	79,384.93	0.00	0.00	0.00	-7,006.81	0.00	0.00	72,378.12	8.83	0.00	0.00	0.00	0.00	-5,104.93	-12,111.74
L01	3,670.51	0.00	0.00	0.00	-1,071.00	0.00	0.00	2,599.51	29.18	0.00	0.00	0.00	0.00	-723.34	-1,794.34
TOTAL:	87,713.64	0.00	0.00	0.00	-8,297.50	0.00	0.00	79,416.14	9.46	0.00	0.00	0.00	0.00	-6,007.85	-14,305.35

COLLECTIONS MONTHLY TOTALS REPORT
JACKSON COUNTY - YTD 6/24

ALL BILLS TAX YEAR 2016															
TAX DISTRICT	BEGINNING BALANCE	Levy Added	Releases	Admin Refunds	Payments	NSF Void	Write Offs	ENDING BALANCE	% Coll	Refunded Overages	NSF Void	Small Over	NSF Void	Interest Paid	Total Deposit
A01	885.97	0.00	0.00	0.00	-160.00	0.00	0.00	725.97	18.06	0.00	0.00	0.00	0.00	-93.14	-253.14
FS1	977.61	0.00	0.00	0.00	-93.57	0.00	0.00	884.04	9.57	0.00	0.00	0.00	0.00	-60.13	-153.70
FS2	25.40	0.00	0.00	0.00	-25.40	0.00	0.00	0.00	100.00	0.00	0.00	0.00	0.00	-16.13	-41.53
G01	37,491.52	0.00	0.00	0.00	-7,554.33	0.00	0.00	29,937.19	20.15	0.00	0.00	0.00	0.00	-4,803.87	-12,358.20
L01	4,214.95	0.00	0.00	0.00	-1,287.01	0.00	0.00	2,927.94	30.53	0.00	0.00	0.00	0.00	-823.56	-2,110.57
RC1	30.00	0.00	0.00	0.00	0.00	0.00	0.00	30.00	0.00	0.00	0.00	0.00	0.00	0.00	0.00
TOTAL:	43,625.45	0.00	0.00	0.00	-9,120.31	0.00	0.00	34,505.14	20.91	0.00	0.00	0.00	0.00	-5,796.83	-14,917.14

ALL BILLS TAX YEAR 2017															
TAX DISTRICT	BEGINNING BALANCE	Levy Added	Releases	Admin Refunds	Payments	NSF Void	Write Offs	ENDING BALANCE	% Coll	Refunded Overages	NSF Void	Small Over	NSF Void	Interest Paid	Total Deposit
A01	1,068.00	0.00	0.00	0.00	-252.00	0.00	0.00	816.00	23.60	0.00	0.00	0.00	0.00	-115.25	-367.25
D01	27.55	0.00	0.00	0.00	0.00	0.00	0.00	27.55	0.00	0.00	0.00	0.00	0.00	0.00	0.00
D02	4.01	0.00	0.00	0.00	0.00	0.00	0.00	4.01	0.00	0.00	0.00	0.00	0.00	0.00	0.00
FS1	1,110.22	0.00	0.00	0.00	-77.67	0.00	0.00	1,032.55	7.00	0.00	0.00	0.00	0.00	-34.93	-112.60
FS2	25.40	0.00	0.00	0.00	-25.40	0.00	0.00	0.00	100.00	0.00	0.00	0.00	0.00	-13.84	-39.24
G01	52,022.35	0.00	0.00	0.00	-11,311.34	0.00	0.00	40,711.01	21.74	0.00	0.00	0.00	0.00	-5,019.15	-16,330.49
L01	5,229.61	0.00	0.00	0.00	-1,517.96	0.00	0.00	3,711.65	29.03	0.00	0.00	0.00	0.00	-745.14	-2,263.10
TOTAL:	59,487.14	0.00	0.00	0.00	-13,184.37	0.00	0.00	46,302.77	22.16	0.00	0.00	0.00	0.00	-5,928.31	-19,112.68

ALL BILLS TAX YEAR 2018															
TAX DISTRICT	BEGINNING BALANCE	Levy Added	Releases	Admin Refunds	Payments	NSF Void	Write Offs	ENDING BALANCE	% Coll	Refunded Overages	NSF Void	Small Over	NSF Void	Interest Paid	Total Deposit
A01	1,165.31	0.00	0.00	0.00	-262.56	0.00	0.00	902.75	22.53	0.00	0.00	0.00	0.00	-106.07	-368.63
ATT	0.00	0.00	0.00	0.00	0.00	0.00	0.00	0.00	0.00	0.00	0.00	0.00	0.00	0.00	0.00
FS1	1,102.36	0.00	0.00	0.00	-83.59	0.00	0.00	1,018.77	7.58	0.00	0.00	0.00	0.00	-37.26	-120.85
FS2	25.40	0.00	0.00	0.00	-25.40	0.00	0.00	0.00	100.00	0.00	0.00	0.00	0.00	-11.56	-36.96
G01	55,117.63	0.00	0.00	0.00	-16,029.65	0.00	0.00	39,087.98	29.08	0.00	0.00	0.00	0.00	-7,941.68	-23,971.33
GAR	0.00	30.00	0.00	0.00	-30.00	0.00	0.00	0.00	100.00	0.00	0.00	0.00	0.00	-3.38	-33.38
L01	5,143.67	0.00	0.00	0.00	-1,758.36	0.00	0.00	3,385.31	34.18	0.00	0.00	0.00	0.00	-777.10	-2,535.46
TOTAL:	62,554.37	30.00	0.00	0.00	-18,189.56	0.00	0.00	44,394.81	29.06	0.00	0.00	0.00	0.00	-8,877.05	-27,066.61

COLLECTIONS MONTHLY TOTALS REPORT
JACKSON COUNTY - YTD 6/24

ALL BILLS TAX YEAR 2019															
TAX DISTRICT	BEGINNING BALANCE	Levy Added	Releases	Admin Refunds	Payments	NSF Void	Write Offs	ENDING BALANCE	% Coll	Refunded Overages	NSF Void	Small Over	NSF Void	Interest Paid	Total Deposit
A01	1,308.25	0.00	0.00	0.00	-332.25	0.00	0.00	976.00	25.40	0.00	0.00	0.00	0.00	-102.06	-434.31
ATT	0.00	0.00	0.00	0.00	0.00	0.00	0.00	0.00	0.00	0.00	0.00	0.00	0.00	0.00	0.00
D01	1,035.30	0.00	0.00	0.00	0.00	0.00	0.00	1,035.30	0.00	0.00	0.00	0.00	0.00	0.00	0.00
D02	197.20	0.00	0.00	0.00	0.00	0.00	0.00	197.20	0.00	0.00	0.00	0.00	0.00	0.00	0.00
FS1	1,350.01	0.00	0.00	0.00	-214.49	0.00	-0.05	1,135.47	15.89	0.00	0.00	0.00	0.00	-62.81	-277.30
FS2	25.40	0.00	0.00	0.00	-25.40	0.00	0.00	0.00	100.00	0.00	0.00	0.00	0.00	-9.27	-34.67
G01	69,200.10	0.00	0.00	0.00	-22,241.66	0.00	0.00	46,958.44	32.14	0.00	0.00	0.00	0.00	-7,667.63	-29,909.29
GAR	0.00	60.00	0.00	0.00	-60.00	0.00	0.00	0.00	100.00	0.00	0.00	0.00	0.00	-4.50	-64.50
L01	10,569.63	0.00	0.00	0.00	-3,238.73	0.00	0.00	7,330.90	30.64	0.00	0.00	0.00	0.00	-1,086.07	-4,324.80
TOTAL:	83,685.89	60.00	0.00	0.00	-26,112.53	0.00	-0.05	57,633.31	31.18	0.00	0.00	0.00	0.00	-8,932.34	-35,044.87

ALL BILLS TAX YEAR 2020															
TAX DISTRICT	BEGINNING BALANCE	Levy Added	Releases	Admin Refunds	Payments	NSF Void	Write Offs	ENDING BALANCE	% Coll	Refunded Overages	NSF Void	Small Over	NSF Void	Interest Paid	Total Deposit
A01	1,556.00	0.00	0.00	0.00	-464.00	4.00	0.00	1,096.00	29.56	0.00	0.00	0.00	0.00	-110.00	-574.00
ATT	1,758.79	0.00	0.00	0.00	-1,758.79	0.00	0.00	0.00	100.00	0.00	0.00	0.00	0.00	0.00	-1,758.79
D01	624.08	0.00	0.00	0.00	-585.27	0.00	0.00	38.81	93.78	0.00	0.00	0.00	0.00	-124.33	-709.60
D02	118.87	0.00	0.00	0.00	-111.48	0.00	0.00	7.39	93.78	0.00	0.00	0.00	0.00	-23.68	-135.16
FS1	1,684.07	0.00	0.00	0.00	-499.42	0.00	0.00	1,184.65	29.66	0.00	0.00	0.00	0.00	-129.13	-628.55
FS2	93.13	0.00	0.00	0.00	-30.50	0.00	0.00	62.63	32.75	0.00	0.00	0.00	0.00	-8.39	-38.89
G01	92,031.94	0.00	0.00	0.00	-43,465.29	938.61	0.00	49,505.26	46.21	0.00	0.00	0.00	0.00	-11,007.45	-54,472.74
GAR	357.11	45.00	0.00	0.00	-342.11	0.00	0.00	60.00	85.08	0.00	0.00	0.00	0.00	-60.72	-402.83
L01	12,291.76	0.00	0.00	0.00	-3,861.32	8.00	0.00	8,438.44	31.35	0.00	0.00	0.00	0.00	-1,112.24	-4,973.56
TOTAL:	110,515.75	45.00	0.00	0.00	-51,118.18	950.61	0.00	60,393.18	45.38	0.00	0.00	0.00	0.00	-12,575.94	-63,694.12

COLLECTIONS MONTHLY TOTALS REPORT
JACKSON COUNTY - YTD 6/24

ALL BILLS TAX YEAR 2021															
TAX DISTRICT	BEGINNING BALANCE	Levy Added	Releases	Admin Refunds	Payments	NSF Void	Write Offs	ENDING BALANCE	% Coll	Refunded Overages	NSF Void	Small Over	NSF Void	Interest Paid	Total Deposit
A01	2,245.80	0.00	0.00	0.00	-867.14	4.00	0.00	1,382.66	38.43	0.00	0.00	0.00	0.00	-118.22	-985.36
ATT	2,324.65	0.00	0.00	0.00	-2,324.65	0.00	0.00	0.00	100.00	0.00	0.00	0.00	0.00	0.00	-2,324.65
D01	373.11	0.00	0.00	0.00	-344.00	0.00	0.00	29.11	92.20	0.00	0.00	0.00	0.00	-54.18	-398.18
D02	71.06	0.00	0.00	0.00	-65.52	0.00	0.00	5.54	92.20	0.00	0.00	0.00	0.00	-10.32	-75.84
FS1	3,396.17	0.00	0.00	0.00	-1,621.81	0.00	0.00	1,774.36	47.75	0.00	0.00	0.00	0.00	-236.07	-1,857.88
FS2	27.20	0.00	0.00	0.00	-27.20	0.00	0.00	0.00	100.00	0.00	0.00	0.00	0.00	-5.03	-32.23
G01	139,766.63	0.00	-9.90	0.00	-70,551.23	786.33	-0.10	69,991.73	49.92	0.00	0.00	0.00	0.00	-12,368.07	-82,919.30
GAR	390.00	120.00	0.00	0.00	-450.00	0.00	0.00	60.00	88.24	0.00	0.00	0.00	0.00	0.00	-450.00
L01	23,873.72	0.00	-97.00	0.00	-11,317.75	74.78	0.00	12,533.75	47.50	0.00	0.00	0.00	0.00	-1,999.28	-13,317.03
RC	0.00	60.00	0.00	0.00	-60.00	0.00	0.00	0.00	100.00	0.00	0.00	0.00	0.00	-9.45	-69.45
TOTAL:	172,468.34	180.00	-106.90	0.00	-87,629.30	865.11	-0.10	85,777.15	50.32	0.00	0.00	0.00	0.00	-14,800.62	-102,429.92

ALL BILLS TAX YEAR 2022															
TAX DISTRICT	BEGINNING BALANCE	Levy Added	Releases	Admin Refunds	Payments	NSF Void	Write Offs	ENDING BALANCE	% Coll	Refunded Overages	NSF Void	Small Over	NSF Void	Interest Paid	Total Deposit
A01	4,394.30	0.00	0.00	0.00	-2,262.16	8.00	0.00	2,140.14	51.30	0.00	0.00	0.00	0.00	-170.48	-2,432.64
ATT	4,566.04	84,238.92	0.00	0.00	-83,643.66	0.00	0.00	5,161.30	94.19	0.00	0.00	0.00	0.00	0.00	-83,643.66
D01	1,600.32	0.00	0.00	0.00	-1,394.00	0.00	0.00	206.32	87.11	0.00	0.00	0.00	0.00	-57.26	-1,451.26
D02	339.73	0.00	0.00	0.00	-272.74	0.00	0.00	66.99	80.28	0.00	0.00	0.00	0.00	-12.17	-284.91
F01	3,426.27	0.00	0.00	0.00	-3,198.96	0.00	0.00	227.31	93.37	0.00	0.00	0.00	0.00	-415.01	-3,613.97
FS1	8,415.86	0.00	0.00	0.00	-5,471.74	0.00	0.00	2,944.12	65.02	0.00	0.00	0.00	0.00	-454.65	-5,926.39
FS2	30.34	0.00	0.00	0.00	-29.92	0.00	0.00	0.42	98.62	0.00	0.00	0.00	0.00	-2.86	-32.78
G01	335,498.81	0.00	-128.26	0.00	-208,573.51	969.49	0.00	127,766.53	61.92	-867.65	0.00	0.00	0.00	-20,398.78	-229,839.94
GAR	3,245.40	1,065.00	0.00	0.00	-3,236.90	0.00	0.00	1,073.50	75.10	0.00	0.00	0.00	0.00	0.00	-3,236.90
L01	68,161.91	0.00	-125.00	0.00	-37,965.17	375.00	0.00	30,446.74	55.33	0.00	0.00	0.00	0.00	-3,735.63	-41,700.80
RC	30.00	0.00	0.00	0.00	-30.00	0.00	0.00	0.00	100.00	0.00	0.00	0.00	0.00	0.00	-30.00
TOTAL:	429,708.98	85,303.92	-253.26	0.00	-346,078.76	1,352.49	0.00	170,033.37	66.98	-867.65	0.00	0.00	0.00	-25,246.84	-372,193.25

COLLECTIONS MONTHLY TOTALS REPORT
JACKSON COUNTY - YTD 6/24

ALL BILLS TAX YEAR 2023															
TAX DISTRICT	BEGINNING BALANCE	Levy Added	Releases	Admin Refunds	Payments	NSF Void	Write Offs	ENDING BALANCE	% Coll	Refunded Overages	NSF Void	Small Over	NSF Void	Interest Paid	Total Deposit
A01	0.00	5,512.00	0.00	0.00	-1,105.90	0.00	0.00	4,406.10	20.06	0.00	0.00	0.00	0.00	-15.88	-1,121.78
ATT	0.00	50,033.90	0.00	0.00	-44,768.95	0.00	0.00	5,264.95	89.48	0.00	0.00	0.00	0.00	0.00	-44,768.95
D01	0.00	113,037.70	-38.28	0.00	-110,799.19	0.00	-9.13	2,191.10	98.06	0.00	0.00	0.00	0.00	-304.99	-111,104.18
D02	0.00	21,530.96	-7.29	0.00	-21,104.58	0.00	-1.74	417.35	98.06	0.00	0.00	0.00	0.00	-58.28	-21,162.86
F01	403.35	51,786.91	-17.94	0.00	-52,181.26	299.88	-5.49	285.45	99.45	0.00	0.00	0.00	0.00	-270.05	-52,451.31
FS1	0.00	1,985,823.62	-334.88	0.00	-1,979,431.65	5,722.30	-122.85	11,656.54	99.41	0.00	0.00	0.00	0.00	-4,782.93	-1,984,214.58
FS2	0.00	89,751.46	0.00	0.00	-89,969.02	219.13	-1.15	0.42	100.00	0.00	0.00	0.00	0.00	-163.15	-90,132.17
G01	1,896.59	44,980,838.26	-6,448.34	0.00	-44,663,050.58	93,667.81	-2,784.13	404,119.61	99.10	-59,148.44	0.00	-2.68	0.00	-117,498.43	-44,839,700.13
GAR	0.00	12,256.47	0.00	0.00	-9,491.18	0.00	0.00	2,765.29	77.44	0.00	0.00	0.00	0.00	-18.00	-9,509.18
H01	0.00	98,420.70	0.00	0.00	-98,420.70	0.00	0.00	0.00	100.00	0.00	0.00	0.00	0.00	-461.12	-98,881.82
L01	0.00	3,015,181.62	-1,127.50	0.00	-2,950,302.15	4,700.00	-4.74	68,447.23	97.73	0.00	0.00	0.00	0.00	-10,242.06	-2,960,544.21
RC	0.00	480.00	0.00	0.00	-480.00	0.00	0.00	0.00	100.00	0.00	0.00	0.00	0.00	-0.83	-480.83
W01	0.00	76,056.10	-22.06	0.00	-76,159.01	322.02	-3.99	193.06	99.75	0.00	0.00	0.00	0.00	-92.64	-76,251.65
TOTAL:	2,299.94	50,500,709.70	-7,996.29	0.00	-50,097,264.17	104,931.14	-2,933.22	499,747.10	99.01	-59,148.44	0.00	-2.68	0.00	-133,908.36	-50,290,323.65

ALL BILLS TAX YEAR 2024															
TAX DISTRICT	BEGINNING BALANCE	Levy Added	Releases	Admin Refunds	Payments	NSF Void	Write Offs	ENDING BALANCE	% Coll	Refunded Overages	NSF Void	Small Over	NSF Void	Interest Paid	Total Deposit
FS1	0.00	1,797.24	0.00	0.00	-262.64	0.00	0.00	1,534.60	14.61	0.00	0.00	0.00	0.00	-33.07	-295.71
G01	0.00	64,504.32	0.00	0.00	-36,418.89	0.00	0.00	28,085.43	56.46	0.00	0.00	0.00	0.00	-4,596.66	-41,015.55
L01	0.00	765.00	0.00	0.00	-125.00	0.00	0.00	640.00	16.34	0.00	0.00	0.00	0.00	-3.44	-128.44
TOTAL:	0.00	67,066.56	0.00	0.00	-36,806.53	0.00	0.00	30,260.03	54.88	0.00	0.00	0.00	0.00	-4,633.17	-41,439.70

Report Totals															
	BEGINNING BALANCE	Levy Added	Releases	Admin Refunds	Payments	NSF Void	Write Offs	ENDING BALANCE	% Coll	Refunded Overages	NSF Void	Small Over	NSF Void	Interest Paid	Total Deposit
Report Totals:	1,207,065.63	50,653,425.18	-8,356.45	0.00	-50,702,705.11	108,099.35	-78,002.33	1,179,526.27		-60,016.09	0.00	-2.68	0.00	-234,126.58	-50,996,850.46