

JACKSON COUNTY

Tax Administration

Tax Collector's 2022 Settlement Report

Jackson County General Taxes

Charges & Credits	43,616,284.07
Uncollected Taxes	335,498.81
Tax Collection Rate	99.23%

Jackson County Delinquent General Taxes

Charges & Credits	1,404,066.68
Uncollected Taxes	659,609.70

Jackson County Solid Waste Fees


Charges & Credits	2,990,286.08
Uncollected Taxes	68,161.91

Jackson County Delinquent Solid Waste Fees

Charges & Credits	160,764.78
Uncollected Taxes	71,966.84

Jackson County Delinquent Motor Vehicle Taxes

Charges & Credits	24,169.34
Uncollected Taxes	11,061.35



JACKSON COUNTY

Tax Administration

JACKSON COUNTY

2022 TAX SETTLEMENT
2022 DELINQUENT TAX SETTLEMENT

2022 SOLID WASTE FEE SETTLEMENT
2022 SOLID WASTE DELINQUENT TAX SETTLEMENT

2022 DELINQUENT MOTOR VEHICLE TAX SETTLEMENT

2022 RENTAL MOTOR VEHICLE TAX SETTLEMENT

CASHIERS, DILLSBORO, FOREST HILLS, HIGHLANDS, SYLVA, WEBSTER

2022 CASHIERS FIRE DISTRICT TAX SETTLEMENT
2022 CASHIERS FIRE DISTRICT DELINQUENT TAX SETTLEMENT

2022 DILLSBORO TAX SETTLEMENT
2022 DILLSBORO DELINQUENT TAX SETTLEMENT
2022 DILLSBORO FIRE TAX SETTLEMENT
2022 DILLSBORO DELINQUENT FIRE TAX SETTLEMENT

2022 FOREST HILLS TAX SETTLEMENT
2022 FOREST HILLS DELINQUENT TAX SETTLEMENT

2022 HIGHLANDS FIRE DISTRICT TAX SETTLEMENT
2022 HIGHLANDS FIRE DISTRICT DELINQUENT TAX SETTLEMENT
2022 HIGHLANDS TAX SETTLEMENT


2022 SYLVA MOTOR VEHICLE DELINQUENT TAX SETTLEMENT

2022 WEBSTER TAX SETTLEMENT
2022 WEBSTER DELINQUENT TAX SETTLEMENT

ACCOUNTS RECEIVABLE SUMMARY REPORT
AS OF JUNE 30, 2023

SUBMITTED TO JACKSON COUNTY BOARD OF COMMISSIONERS

July 25, 2023


BRANDI HENSON
JACKSON COUNTY TAX COLLECTOR

JACKSON COUNTY 2022 TAX SETTLEMENT


FEBRUARY 1, 2022 THROUGH JUNE 30, 2023

CHARGES:

LEVY	\$ 43,379,880.27
INTEREST	236,403.80
	<hr/>
	\$ 43,616,284.07

CREDITS:

DEPOSITED	\$ 43,467,701.60
RELEASES/WRITEOFFS	6,916.58
REFUNDS/ADJUSTMENTS	(110,448.50)
NSF VOIDS	(83,384.42)
UNCOLLECTED	335,498.81
	<hr/>
	\$ 43,616,284.07



BRANDI HENSON
JACKSON COUNTY TAX COLLECTOR

**JACKSON COUNTY
2022 TAX SETTLEMENT**

FEBRUARY 1, 2022 THROUGH JUNE 30, 2023

MONTH	2022 LEVY	COLLECTIONS		RELEASES	WRITE-OFF	NSF VOIDS	REFUNDS	REFUNDS ADJUST	BALANCE
		TAX	INTEREST						
Feb-22	2,022.61	2,022.61	235.62	-	-	-	-	-	-
Mar-22	5,816.12	5,916.12	797.58	-	-	-	100.00	-	-
Apr-22	10,296.31	10,296.31	1,412.12	-	-	-	-	-	-
May-22	16,387.22	16,387.22	2,270.98	-	-	-	-	-	-
Jun-22	36,342.59	36,342.59	6,061.07	-	-	-	-	-	-
SUBTOTAL	70,864.85	70,964.85	10,777.37	-	-	-	100.00	-	-
Jul-22	42,044,529.54	49,923.91	329.14	-	2,739.66	-	392.94	0.43	41,992,259.34
Aug-22	1,163,833.32	12,719,389.42	4,094.30	1,508.96	5.99	11,892.77	2,892.01	0.63	30,449,973.70
Sep-22	17,139.13	4,540,461.80	5,839.39	836.17	5.16	33,058.09	1,609.62	0.47	25,960,477.88
Oct-22	9,452.12	2,318,985.77	2,296.08	-	0.68	1,762.82	10,083.60	-	23,662,789.97
Nov-22	6,477.30	7,812,027.08	11,459.04	15.92	-	3,274.31	59,846.79	-	15,920,345.37
Dec-22	23,728.49	8,122,361.43	10,376.87	85.82	0.03	460.52	6,403.56	-	7,828,490.66
Jan-23	33,188.87	5,190,544.24	51,380.62	60.04	-	28,133.80	21,443.79	-	2,720,652.84
Feb-23	6,137.38	1,004,119.93	37,787.70	745.96	0.32	606.60	852.82	-	1,723,383.43
Mar-23	4,529.27	737,518.03	48,209.37	23.22	-	2,828.23	4,554.17	-	997,753.85
Apr-23	-	304,894.91	25,399.07	858.21	-	1,223.49	560.00	-	693,784.22
May-23	-	261,239.85	20,610.74	-	-	96.29	852.90	-	433,493.56
Jun-23	-	98,866.58	7,844.11	30.44	-	47.50	854.77	-	335,498.81
SUBTOTAL	43,309,015.42	43,160,332.95	225,626.43	4,164.74	2,751.84	83,384.42	110,346.97	1.53	335,498.81
TOTAL	43,379,880.27	43,231,297.80	236,403.80	4,164.74	2,751.84	83,384.42	110,446.97	1.53	335,498.81

**JACKSON COUNTY
2022 DELINQUENT TAX SETTLEMENT**

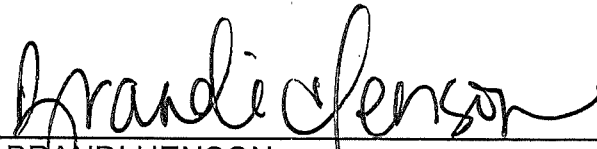
JULY 1, 2022 THROUGH JUNE 30, 2023

CHARGES:

LEVY	\$	1,227,518.09
INTEREST		176,548.59
		<hr/>
	\$	1,404,066.68

CREDITS:

DEPOSITED	\$	680,782.02
RELEASES/WRITEOFFS		66,604.37
NSF VOIDS		(412.00)
REFUNDS		(2,517.41)
UNCOLLECTED		659,609.70
		<hr/>
	\$	1,404,066.68



BRANDI HENSON
JACKSON COUNTY TAX COLLECTOR

**JACKSON COUNTY
2022 DELINQUENT TAX SETTLEMENT**

JULY 1, 2022 THROUGH JUNE 30, 2023

YEAR	BALANCE July 1, 2022	COLLECTIONS		RELEASES	WRITE-OFF	NSF VOIDS	REFUNDS	BALANCE June 30, 2023
		TAX	INTEREST					
2021	418,558.81	279,682.80	64,142.60	1,802.25	-	412.00	2,280.87	139,766.63
2020	160,520.84	68,488.90	26,480.57	-	-	-	-	92,031.94
2019	116,266.64	47,066.54	18,306.80	-	-	-	-	69,200.10
2018	85,887.08	30,796.45	16,727.20	-	-	-	27.00	55,117.63
2017	77,206.39	25,179.86	11,607.57	4.18	-	-	-	52,022.35
2016	53,761.57	16,270.05	9,228.99	-	-	-	-	37,491.52
2015	95,554.70	16,279.58	10,724.61	-	-	-	109.81	79,384.93
2014	82,216.22	10,296.15	11,270.64	40.20	-	-	99.73	71,979.60
2013	72,060.75	9,550.87	7,324.13	27.60	-	-	-	62,482.28
2012	65,485.09	622.23	735.48	-	64,730.14	-	-	132.72
TOTAL	1,227,518.09	504,233.43	176,548.59	1,874.23	64,730.14	412.00	2,517.41	659,609.70

**JACKSON COUNTY SOLID WASTE
2022 TAX SETTLEMENT**

JULY 1, 2022 THROUGH JUNE 30, 2023

CHARGES:

LEVY	\$	2,979,117.00
INTEREST		11,169.08
	\$	<u>2,990,286.08</u>

CREDITS:

DEPOSITED	\$	2,905,707.50
RELEASES/WRITEOFFS		21,675.27
NSF VOIDS		(5,258.60)
UNCOLLECTED		68,161.91
	\$	<u>2,990,286.08</u>



BRANDI HENSON
JACKSON COUNTY TAX COLLECTOR

JACKSON COUNTY SOLID WASTE 2022 TAX SETTLEMENT

JULY 1, 2022 THROUGH JUNE 30, 2023

MONTH	2022 LEVY	COLLECTIONS		RELEASES	WRITE-OFF	NSF VOIDS	REFUNDS	BALANCE
		TAX	INTEREST					
Jul-22	2,978,395.00	7,782.24	-	-	-	-	-	2,970,612.76
Aug-22	375.00	672,514.40	-	4,515.00	-	595.00	-	2,294,553.36
Sep-22	125.00	272,652.57	-	375.00	-	905.00	-	2,022,555.79
Oct-22	-	148,248.13	-	15,031.00	-	375.00	-	1,859,651.66
Nov-22	-	759,654.35	-	-	2.46	265.00	-	1,100,259.85
Dec-22	222.00	533,384.24	-	875.00	-	125.00	-	566,347.61
Jan-23	-	257,157.69	1,764.61	875.00	0.89	2,130.00	-	310,444.03
Feb-23	-	70,818.70	2,104.87	-	0.32	500.00	-	240,125.01
Mar-23	-	84,775.52	3,108.19	-	-	250.00	-	155,599.49
Apr-23	-	38,008.82	1,585.45	-	0.60	80.00	-	117,670.07
May-23	-	37,287.64	1,875.55	-	-	33.60	-	80,416.03
Jun-23	-	12,254.12	730.41	-	-	-	-	68,161.91
TOTAL	2,979,117.00	2,894,538.42	11,169.08	21,671.00	4.27	5,258.60	-	68,161.91

JACKSON COUNTY SOLID WASTE 2022 DELINQUENT TAX SETTLEMENT


JULY 1, 2022 THROUGH JUNE 30, 2023

CHARGES:

LEVY	\$	146,935.08
INTEREST		13,829.70
	\$	<u>160,764.78</u>

CREDITS:

DEPOSITED	\$	85,260.54
RELEASES/WRITEOFFS		3,611.63
NSF VOIDS		(74.23)
UNCOLLECTED		<u>71,966.84</u>
	\$	160,764.78



BRANDI HENSON
JACKSON COUNTY TAX COLLECTOR

JACKSON COUNTY SOLID WASTE 2022 DELINQUENT TAX SETTLEMENT

JULY 1, 2022 THROUGH JUNE 30, 2023

YEAR	BALANCE July 1, 2022	COLLECTIONS		RELEASES	WRITE-OFF	NSF VOIDS	REFUNDS	BALANCE June 30, 2023
		TAX	INTEREST					
2021	65,217.16	41,223.67	4,177.63	194.00	-	74.23	-	23,873.72
2020	23,748.59	11,456.83	1,922.18	-	-	-	-	12,291.76
2019	16,537.61	5,967.98	1,504.87	-	-	-	-	10,569.63
2018	8,772.75	3,629.08	1,285.30	-	-	-	-	5,143.67
2017	7,848.97	2,535.36	1,047.42	84.00	-	-	-	5,229.61
2016	6,477.19	2,262.24	1,077.64	-	-	-	-	4,214.95
2015	5,498.56	1,828.05	1,064.75	-	-	-	-	3,670.51
2014	5,916.44	1,613.39	1,071.41	336.00	-	-	-	3,967.05
2013	3,855.33	828.39	597.05	84.00	-	-	-	2,942.94
2012	3,062.48	85.85	81.45	-	2,913.63	-	-	63.00
TOTAL	146,935.08	71,430.84	13,829.70	698.00	2,913.63	74.23	-	71,966.84

JACKSON COUNTY MOTOR VEHICLES 2022 DELINQUENT TAX SETTLEMENT


JULY 1, 2022 THROUGH JUNE 30, 2023

CHARGES:

LEVY	\$ 24,095.03
INTEREST	74.31
	<u>\$ 24,169.34</u>

CREDITS:

DEPOSITED	\$ 159.14
RELEASES/WRITEOFFS	12,948.85
UNCOLLECTED	11,061.35
	<u>\$ 24,169.34</u>



BRANDI HENSON
JACKSON COUNTY TAX COLLECTOR

JACKSON COUNTY MOTOR VEHICLES 2022 DELINQUENT TAX SETTLEMENT

JULY 1, 2022 THROUGH JUNE 30, 2023

YEAR	BALANCE	COLLECTIONS		RELEASES	WRITE-OFF	REFUNDS	BALANCE
	July 1, 2022	TAX	INTEREST				June 30, 2023
2014	5.70	-	-	-	-	-	5.70
2013	11,140.38	84.73	74.30	-	-	-	11,055.65
2012	12,948.95	0.10	0.01	-	12,948.85	-	-
TOTAL	24,095.03	84.83	74.31	-	12,948.85	-	11,061.35

**RENTAL MOTOR VEHICLES
2022 TAX SETTLEMENT**

JULY 1, 2022 THROUGH JUNE 30, 2023

JACKSON COUNTY
DEPOSITED \$ 16,762.44

TOWN OF SYLVA
DEPOSITED \$ 5,676.20



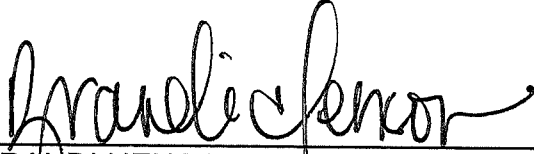
BRANDI HENSON
JACKSON COUNTY TAX COLLECTOR

JACKSON COUNTY RENTAL MOTOR VEHICLES 2022 TAX SETTLEMENT

JULY 1, 2022 THROUGH JUNE 30, 2023

JACKSON COUNTY

MONTH	AMOUNT COLLECTED
Jul-22	\$ 856.32
Aug-22	\$ 1,018.67
Sep-22	\$ 1,316.74
Oct-22	\$ 1,447.36
Nov-22	\$ 1,575.07
Dec-22	\$ 1,156.43
Jan-23	\$ 1,464.50
Feb-23	\$ 1,436.80
Mar-23	\$ 1,338.57
Apr-23	\$ 1,643.19
May-23	\$ 1,505.49
Jun-23	\$ 2,003.30
TOTAL DEPOSITED	\$ 16,762.44




BRANDI HENSON
JACKSON COUNTY TAX COLLECTOR

TOWN OF SYLVA RENTAL MOTOR VEHICLES 2022 TAX SETTLEMENT

JULY 1, 2022 THROUGH JUNE 30, 2023

TOWN OF SYLVA

MONTH	AMOUNT COLLECTED
Jul-22	\$ 552.20
Aug-22	\$ 667.70
Sep-22	\$ 605.39
Oct-22	\$ 522.41
Nov-22	\$ 481.39
Dec-22	\$ 356.10
Jan-23	\$ 521.25
Feb-23	\$ 380.18
Mar-23	\$ 352.39
Apr-23	\$ 450.77
May-23	\$ 328.67
Jun-23	\$ 457.75
TOTAL DEPOSITED	\$ 5,676.20



BRANDI HENSON
JACKSON COUNTY TAX COLLECTOR

**CASHIERS FIRE DISTRICT
2022 TAX SETTLEMENT**

MARCH 1, 2022 THROUGH JUNE 30, 2023

CHARGES:

LEVY	\$ 1,896,765.32
INTEREST	4,950.83
	<hr/>
	\$ 1,901,716.15

CREDITS:

DEPOSITED	\$ 1,898,297.57
RELEASES/WRITEOFFS	213.43
NSF VOIDS	(5,210.71)
UNCOLLECTED	8,415.86
	<hr/>
	\$ 1,901,716.15



BRANDI HENSON
JACKSON COUNTY TAX COLLECTOR

CASHIERS FIRE DISTRICT 2022 TAX SETTLEMENT

MARCH 1, 2022 THROUGH JUNE 30, 2023

MONTH	2022 LEVY	COLLECTIONS		RELEASES	WRITE-OFF	NSF VOIDS	REFUNDS	BALANCE
		TAX	INTEREST					
Mar-22	324.17	261.17	42.84	-	-	-	-	63.00
Apr-22	33.64	96.64	4.68	-	-	-	-	-
May-22	836.48	836.48	110.65	-	-	-	-	-
Jun-22	2,092.89	2,092.89	343.04	-	-	-	-	-
SUBTOTAL	3,287.18	3,287.18	501.21	-	-	-	-	-
Jul-22	1,875,778.62	184.25	1.55	-	117.50	-	-	1,875,476.87
Aug-22	14,753.93	686,270.76	-	25.75	1.95	790.98	-	1,204,723.32
Sep-22	505.06	216,626.06	37.27	48.68	1.04	2,506.91	-	991,059.51
Oct-22	123.64	109,738.74	81.07	0.63	0.90	69.43	-	881,512.31
Nov-22	101.36	279,474.78	16.70	-	-	198.70	-	602,337.59
Dec-22	360.75	316,806.26	18.16	6.05	0.10	-	-	285,885.93
Jan-23	1,553.37	186,946.42	1,116.85	-	0.07	1,546.35	-	102,039.16
Feb-23	301.41	48,585.43	1,351.56	-	0.90	-	-	53,754.24
Mar-23	-	25,896.58	912.24	-	0.54	-	-	27,857.12
Apr-23	-	10,346.32	426.55	9.32	-	94.66	-	17,596.14
May-23	-	6,199.35	324.22	-	-	-	-	11,396.79
Jun-23	-	2,984.61	163.45	-	-	3.68	-	8,415.86
SUBTOTAL	1,893,478.14	1,890,059.56	4,449.62	90.43	123.00	5,210.71	-	8,415.86
TOTAL	1,896,765.32	1,893,346.74	4,950.83	90.43	123.00	5,210.71	-	8,415.86

Cashiers Fire District - 2022 Billed

Real & Personal	\$ 1,896,765.32
	\$ 1,896,765.32

Cashiers Fire District - 2022 Balance 06/30/23

Real & Personal	\$ 8,415.86
	\$ 8,415.86

CASHIERS FIRE DISTRICT 2022 DELINQUENT TAX SETTLEMENT

JULY 1, 2022 THROUGH JUNE 30, 2023

YEAR	BALANCE July 1, 2022	COLLECTIONS		RELEASES	WRITE-OFF	NSF VOIDS	REFUNDS	BALANCE June 30, 2023
		TAX	INTEREST					
2021	9,515.42	6,012.05	677.27	136.43	-	29.23	-	3,396.17
2020	2,696.24	1,012.17	214.81	-	-	-	-	1,684.07
2019	2,010.41	660.40	234.62	-	-	-	-	1,350.01
2018	1,415.53	313.17	166.65	-	-	-	-	1,102.36
2017	1,319.22	209.00	162.58	-	-	-	-	1,110.22
2016	1,141.70	164.09	170.83	-	-	-	-	977.61
2015	3,959.43	247.68	248.23	-	-	-	-	3,711.75
TOTAL	22,057.95	8,618.56	1,874.99	136.43	-	29.23	-	13,332.19

CHARGES:	LEVY	\$ 22,057.95
	INTEREST	1,874.99
		\$ 23,932.94

CREDITS:	DEPOSITED	\$ 10,493.55
	RELEASES/WRITE-OFFS	136.43
	NSF VOIDS	(29.23)
	UNCOLLECTED	13,332.19
		\$ 23,932.94



 BRANDI HENSON
 JACKSON COUNTY TAX COLLECTOR

**TOWN OF DILLSBORO
2022 TAX SETTLEMENT**

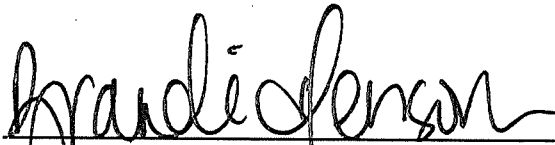
JULY 1, 2022 THROUGH JUNE 30, 2023

CHARGES:

LEVY	\$ 109,329.11
INTEREST	476.67
	<hr/>
	\$ 109,805.78

CREDITS:

DEPOSITED	\$ 108,199.37
RELEASES/WRITEOFFS	6.09
UNCOLLECTED	1,600.32
	<hr/>
	\$ 109,805.78



BRANDI HENSON
JACKSON COUNTY TAX COLLECTOR

TOWN OF DILLSBORO 2022 TAX SETTLEMENT

JULY 1, 2022 THROUGH JUNE 30, 2023

MONTH	2022 LEVY	COLLECTIONS		RELEASES	WRITE-OFF	REFUNDS	BALANCE
		TAX	INTEREST				
Jul-22	102,770.12	-	-	-	6.09	-	102,764.03
Aug-22	6,558.99	6,573.67	-	-	-	-	102,749.35
Sep-22	-	7,491.18	-	-	-	-	95,258.17
Oct-22	-	14,430.11	-	-	-	-	80,828.06
Nov-22	-	32,710.41	-	-	-	-	48,117.65
Dec-22	-	19,732.17	-	-	-	-	28,385.48
Jan-23	-	14,784.54	77.12	-	-	-	13,600.94
Feb-23	-	11,575.68	340.12	-	-	-	2,025.26
Mar-23	-	34.19	8.95	-	-	-	1,991.07
Apr-23	-	109.85	20.95	-	-	-	1,881.22
May-23	-	135.49	24.37	-	-	-	1,745.73
Jun-23	-	145.41	5.16	-	-	-	1,600.32
TOTAL	109,329.11	107,722.70	476.67	-	6.09	-	1,600.32

Town of Dillsboro - 2022 Billed

Real & Personal	\$ 109,329.11
	\$ 109,329.11

Town of Dillsboro - 2022 Balance 06/30/23

Real & Personal	\$ 1,600.32
	\$ 1,600.32

TOWN OF DILLSBORO 2022 DELINQUENT TAX SETTLEMENT

JULY 1, 2022 THROUGH JUNE 30, 2023

YEAR	BALANCE	COLLECTIONS		RELEASES	WRITE-OFF	REFUNDS	BALANCE
	July 1, 2022	TAX	INTEREST				June 30, 2023
2021	373.11	-	4.08	-	-	-	373.11
2020	624.08	-	-	-	-	-	624.08
2019	1,620.57	585.27	121.68	-	-	-	1,035.30
2018	77.54	77.54	2.33	-	-	-	-
2017	27.55	-	-	-	-	-	27.55
2015	98.77	-	-	-	-	-	98.77
2013	58.28	-	-	-	-	-	58.28
2012	6.68	-	-	-	6.68	-	-
TOTAL	2,886.58	662.81	128.09	-	6.68	-	2,217.09

CHARGES:	LEVY	\$	2,886.58
	INTEREST		128.09
			\$ 3,014.67

CREDITS:	DEPOSITED	\$	790.90
	WRITE-OFFS		6.68
	UNCOLLECTED		2,217.09
			\$ 3,014.67


 BRANDI HENSON
 JACKSON COUNTY TAX COLLECTOR

**TOWN OF DILLSBORO FIRE
2022 TAX SETTLEMENT**

JULY 1, 2022 THROUGH JUNE 30, 2023

CHARGES:

LEVY	\$ 20,824.56
INTEREST	90.84
	<hr/>
	\$ 20,915.40

CREDITS:

DEPOSITED	\$ 20,574.51
RELEASES/WRITEOFFS	1.16
UNCOLLECTED	339.73
	<hr/>
	\$ 20,915.40



BRANDI HENSON
JACKSON COUNTY TAX COLLECTOR

TOWN OF DILLSBORO FIRE 2022 TAX SETTLEMENT

JULY 1, 2022 THROUGH JUNE 30, 2023

MONTH	2022 LEVY	COLLECTIONS		RELEASES	WRITE-OFF	REFUNDS	BALANCE
		TAX	INTEREST				
Jul-22	19,575.23	-	-	-	1.16	-	19,574.07
Aug-22	1,249.33	1,252.15	-	-	-	-	19,571.25
Sep-22	-	1,426.86	-	-	-	-	18,144.39
Oct-22	-	2,748.57	-	-	-	-	15,395.82
Nov-22	-	6,230.56	-	-	-	-	9,165.26
Dec-22	-	3,758.51	-	-	-	-	5,406.75
Jan-23	-	2,816.11	14.70	-	-	-	2,590.64
Feb-23	-	2,204.88	64.80	-	-	-	385.76
Mar-23	-	6.52	1.72	-	-	-	379.24
Apr-23	-	20.92	3.99	-	-	-	358.32
May-23	-	18.59	4.65	-	-	-	339.73
Jun-23	-	-	0.98	-	-	-	339.73
TOTAL	20,824.56	20,483.67	90.84	-	1.16	-	339.73

Town of Dillsboro Fire - 2022 Billed

Real & Personal	\$ 20,824.56
	\$ 20,824.56

Town of Dillsboro Fire - 2022 Balance 06/30/23

Real & Personal	\$ 339.73
	\$ 339.73

TOWN OF DILLSBORO FIRE 2022 DELINQUENT TAX SETTLEMENT

JULY 1, 2022 THROUGH JUNE 30, 2023

YEAR	BALANCE	COLLECTIONS		RELEASES	WRITE-OFF	REFUNDS	BALANCE
	July 1, 2022	TAX	INTEREST				June 30, 2023
2021	71.06	-	0.78	-	-	-	71.06
2020	146.59	27.72	5.20	-	-	-	118.87
2019	308.68	111.48	23.18	-	-	-	197.20
2018	40.09	40.09	1.20	-	-	-	-
2017	4.01	-	-	-	-	-	4.01
2015	14.12	-	-	-	-	-	14.12
2013	8.33	-	-	-	-	-	8.33
2012	0.96	-	-	-	0.96	-	-
TOTAL	593.84	179.29	30.36	-	0.96	-	413.59

CHARGES:	LEVY	\$	593.84
	INTEREST		30.36
		\$	624.20

CREDITS:	DEPOSITED	\$	209.65
	WRITE-OFFS		0.96
	UNCOLLECTED		413.59
		\$	624.20


 BRANDI HENSON
 JACKSON COUNTY TAX COLLECTOR

**VILLAGE OF FOREST HILLS
2022 TAX SETTLEMENT**


JULY 1, 2022 THROUGH JUNE 30, 2023

CHARGES:

LEVY	\$ 51,060.65
INTEREST	105.58
	<hr/>
	\$ 51,166.23

CREDITS:

DEPOSITED	\$ 47,734.32
RELEASES/WRITEOFFS	5.64
UNCOLLECTED	3,426.27
	<hr/>
	\$ 51,166.23



BRANDI HENSON
JACKSON COUNTY TAX COLLECTOR

VILLAGE OF FOREST HILLS 2022 TAX SETTLEMENT

JULY 1, 2022 THROUGH JUNE 30, 2023

MONTH	2022 LEVY	COLLECTIONS		RELEASES	WRITE-OFF	REFUNDS	BALANCE
		TAX	INTEREST				
Jul-22	51,018.35	-	-	-	5.64	-	51,012.71
Aug-22	42.30	7,287.26	-	-	-	-	43,767.75
Sep-22	-	1,551.53	-	-	-	-	42,216.22
Oct-22	-	704.73	-	-	-	-	41,511.49
Nov-22	-	25,528.55	-	-	-	-	15,982.94
Dec-22	-	6,147.58	-	-	-	-	9,835.36
Jan-23	-	4,000.74	6.00	-	-	-	5,834.62
Feb-23	-	-	-	-	-	-	5,834.62
Mar-23	-	2,261.38	79.15	-	-	-	3,573.24
Apr-23	-	7.41	0.32	-	-	-	3,565.83
May-23	-	130.90	6.54	-	-	-	3,434.93
Jun-23	-	8.66	13.57	-	-	-	3,426.27
TOTAL	51,060.65	47,628.74	105.58	-	5.64	-	3,426.27

Village of Forest Hills - 2022 Billed

Real & Personal	\$ 51,060.65
	\$ 51,060.65

Village of Forest Hills - 2022 Balance 06/30/23

Real & Personal	\$ 3,426.27
	\$ 3,426.27


VILLAGE OF FOREST HILLS 2022 DELINQUENT TAX SETTLEMENT

JULY 1, 2022 THROUGH JUNE 30, 2023

YEAR	BALANCE July 1, 2022	COLLECTIONS		RELEASES	WRITE-OFF	REFUNDS	BALANCE June 30, 2023
		TAX	INTEREST				
2021	156.18	156.18	14.06	-	-	-	-
2020	12.66	12.66	2.72	-	-	-	-
2019	12.66	12.66	3.86	-	-	-	-
2018	12.66	12.66	5.00	-	-	-	-
2017	12.66	12.66	6.14	-	-	-	-
2016	12.66	12.66	7.28	-	-	-	-
2015	83.45	83.45	55.50	-	-	-	-
2014	83.45	83.45	63.01	-	-	-	-
2013	87.50	83.45	70.52	-	-	-	4.05
TOTAL	473.88	469.83	228.09	-	-	-	4.05

CHARGES:	LEVY	\$	473.88
	INTEREST		228.09
		\$	701.97

CREDITS:	DEPOSITED	\$	697.92
	WRITE-OFFS		-
	UNCOLLECTED		4.05
		\$	701.97


 BRANDI HENSON
 JACKSON COUNTY TAX COLLECTOR

TOWN OF HIGHLANDS 2022 TAX SETTLEMENT


JULY 1, 2022 THROUGH JUNE 30, 2023

CHARGES:

LEVY	\$ 145,754.89
INTEREST	394.24
	<hr/>
	\$ 146,149.13

CREDITS:

DEPOSITED	\$ 146,149.13
RELEASES/WRITEOFFS	-
UNCOLLECTED	-
	<hr/>
	\$ 146,149.13



BRANDI HENSON
JACKSON COUNTY TAX COLLECTOR

TOWN OF HIGHLANDS 2022 TAX SETTLEMENT

JULY 1, 2022 THROUGH JUNE 30, 2023

MONTH	2022 LEVY	COLLECTIONS		RELEASES	WRITE-OFF	REFUNDS	BALANCE
		TAX	INTEREST				
Jul-22	143,208.40	-	-	-	-	-	143,208.40
Aug-22	2,546.49	48,394.18	-	-	-	-	97,360.71
Sep-22	-	18,802.91	-	-	-	-	78,557.80
Oct-22	-	13,241.73	-	-	-	-	65,316.07
Nov-22	-	22,234.54	-	-	-	-	43,081.53
Dec-22	-	21,295.42	-	-	-	-	21,786.11
Jan-23	-	11,808.58	62.73	-	-	-	9,977.53
Feb-23	-	5,151.29	127.27	-	-	-	4,826.24
Mar-23	-	117.38	4.11	-	-	-	4,708.86
Apr-23	-	4,708.86	200.13	-	-	-	(0.00)
May-23	-	-	-	-	-	-	(0.00)
Jun-23	-	-	-	-	-	-	(0.00)
TOTAL	145,754.89	145,754.89	394.24	-	-	-	-

Town of Highlands - 2022 Billed

Real & Personal	\$ 145,754.89
	\$ 145,754.89

Town of Highlands - 2022 Balance 06/30/23

Real & Personal	\$ -
	\$ -

HIGHLANDS FIRE DISTRICT 2022 TAX SETTLEMENT


JULY 1, 2022 THROUGH JUNE 30, 2023

CHARGES:

LEVY	\$ 88,269.48
INTEREST	156.73
	<hr/>
	\$ 88,426.21

CREDITS:

DEPOSITED	\$ 88,394.89
RELEASES/WRITEOFFS	0.98
UNCOLLECTED	30.34
	<hr/>
	\$ 88,426.21



BRANDI HENSON
JACKSON COUNTY TAX COLLECTOR

HIGHLANDS FIRE DISTRICT 2022 TAX SETTLEMENT

JULY 1, 2022 THROUGH JUNE 30, 2023

MONTH	2022 LEVY	COLLECTIONS		RELEASES	WRITE-OFF	REFUNDS	BALANCE
		TAX	INTEREST				
Jul-22	87,683.35	-	-	-	0.98	-	87,682.37
Aug-22	586.13	35,423.53	-	-	-	-	52,844.97
Sep-22	-	11,214.34	-	-	-	-	41,630.63
Oct-22	-	4,329.93	-	-	-	-	37,300.70
Nov-22	-	9,400.56	-	-	-	-	27,900.14
Dec-22	-	17,477.78	-	-	-	-	10,422.36
Jan-23	-	5,974.33	24.29	-	-	-	4,448.03
Feb-23	-	3,442.70	92.18	-	-	-	1,005.33
Mar-23	-	156.58	5.48	-	-	-	848.75
Apr-23	-	818.41	34.78	-	-	-	30.34
May-23	-	-	-	-	-	-	30.34
Jun-23	-	-	-	-	-	-	30.34
TOTAL	88,269.48	88,238.16	156.73	-	0.98	-	30.34

Town of Highlands Fire - 2022 Billed

Real & Personal	\$ 88,269.48
	<u> </u>
	\$ 88,269.48

Town of Highlands Fire - 2022 Balance 06/30/23

Real & Personal	\$ 30.34
	<u> </u>
	\$ 30.34

TOWN OF HIGHLANDS FIRE 2022 DELINQUENT TAX SETTLEMENT

JULY 1, 2022 THROUGH JUNE 30, 2023

YEAR	BALANCE	COLLECTIONS		RELEASES	WRITE-OFF	REFUNDS	BALANCE
	July 1, 2022	TAX	INTEREST				June 30, 2023
2021	27.20	-	-	-	-	-	27.20
2020	190.03	96.90	23.00	-	-	-	93.13
2019	25.40	-	-	-	-	-	25.40
2018	25.40	-	-	-	-	-	25.40
2017	25.40	-	-	-	-	-	25.40
2016	25.40	-	-	-	-	-	25.40
2015	11.84	-	-	-	-	-	11.84
TOTAL	330.67	96.90	23.00	-	-	-	233.77

CHARGES:	LEVY	\$	330.67
	INTEREST		23.00
			\$ 353.67
 CREDITS:	DEPOSITED	\$	119.90
	WRITE-OFFS		-
	UNCOLLECTED		233.77
			\$ 353.67


 BRANDI HENSON
 JACKSON COUNTY TAX COLLECTOR


TOWN OF SYLVA 2022 DELINQUENT TAX SETTLEMENT

JULY 1, 2022 THROUGH JUNE 30, 2023

YEAR	BALANCE July 1, 2022	COLLECTIONS		RELEASES	WRITE-OFF	REFUNDS	BALANCE June 30, 2023
		TAX	INTEREST				
2013	1,130.33	2.88	2.61	-	-	-	1,127.45
2012	997.88	-	-	-	997.88	-	-
TOTAL	2,128.21	2.88	2.61	-	997.88	-	1,127.45

CHARGES:	LEVY		\$ 2,128.21
	INTEREST		2.61
			\$ 2,130.82

CREDITS:	DEPOSITED		\$ 5.49
	WRITE-OFFS		997.88
	UNCOLLECTED		1,127.45
			\$ 2,130.82


 BRANDI HENSON
 JACKSON COUNTY TAX COLLECTOR

**TOWN OF WEBSTER
2022 TAX SETTLEMENT**

JULY 1, 2022 THROUGH JUNE 30, 2023

CHARGES:

LEVY	\$ 73,402.29
INTEREST	97.66
	<hr/>
	\$ 73,499.95

CREDITS:

DEPOSITED	\$ 73,497.77
RELEASES/WRITEOFFS	2.18
UNCOLLECTED	(0.00)
	<hr/>
	\$ 73,499.95



BRANDI HENSON
JACKSON COUNTY TAX COLLECTOR

TOWN OF WEBSTER 2022 TAX SETTLEMENT

JULY 1, 2022 THROUGH JUNE 30, 2023

MONTH	2022 LEVY	COLLECTIONS		RELEASES	WRITE-OFF	REFUNDS	BALANCE
		TAX	INTEREST				
Jul-22	70,646.62	210.54	-	-	2.18	-	70,433.90
Aug-22	2,755.67	9,598.95	-	-	-	-	63,590.62
Sep-22	-	3,740.30	-	-	-	-	59,850.32
Oct-22	-	2,398.98	-	-	-	-	57,451.34
Nov-22	-	27,235.94	-	-	-	-	30,215.40
Dec-22	-	15,490.17	-	-	-	-	14,725.23
Jan-23	-	12,526.97	21.16	-	-	-	2,198.26
Feb-23	-	725.53	28.61	-	-	-	1,472.73
Mar-23	-	1,153.82	31.72	-	-	-	318.91
Apr-23	-	76.07	3.23	-	-	-	242.84
May-23	-	137.15	6.86	-	-	-	105.69
Jun-23	-	105.69	6.08	-	-	-	0.00
TOTAL	73,402.29	73,400.11	97.66	-	2.18	-	(0.00)

Town of Webster - 2022 Billed

Real & Personal	\$ 73,402.29
	\$ 73,402.29

Town of Webster - 2022 Balance 06/30/23

Real & Personal	\$ (0.00)
	\$ (0.00)

TOWN OF WEBSTER

2022 DELINQUENT TAX SETTLEMENT

JULY 1, 2022 THROUGH JUNE 30, 2023

YEAR	BALANCE July 1, 2022	COLLECTIONS		RELEASES	WRITE-OFF	REFUNDS	BALANCE June 30, 2023
		TAX	INTEREST				
2021	137.15	137.15	9.94	-	-	-	-
2018	76.14	76.14	31.21	-	-	-	-
2017	76.14	76.14	32.55	-	-	-	-
2016	76.14	76.14	10.27	-	-	-	-
2012	1.14	-	-	-	1.14	-	-
TOTAL	366.71	365.57	83.97	-	1.14	-	-

CHARGES:	LEVY	\$	366.71
	INTEREST		83.97
		\$	450.68

CREDITS:	DEPOSITED	\$	449.54
	WRITE-OFFS		1.14
	UNCOLLECTED		-
		\$	450.68


 BRANDI HENSON
 JACKSON COUNTY TAX COLLECTOR

COLLECTIONS MONTHLY TOTALS REPORT
JACKSON COUNTY - YTD 6/23

ALL BILLS TAX YEAR 2012															
TAX DISTRICT	BEGINNING BALANCE	Levy Added	Releases	Admin Refunds	Payments	NSF Void	Write Offs	ENDING BALANCE	% Coll	Refunded Overages	NSF Void	Small Over	NSF Void	Interest Paid	Total Deposit
A01	639.62	0.00	0.00	0.00	-24.00	0.00	-611.62	4.00	99.37	0.00	0.00	0.00	0.00	-20.30	-44.30
D01	6.68	0.00	0.00	0.00	0.00	0.00	-6.68	0.00	100.00	0.00	0.00	0.00	0.00	0.00	0.00
D02	0.96	0.00	0.00	0.00	0.00	0.00	-0.96	0.00	100.00	0.00	0.00	0.00	0.00	0.00	0.00
G01	65,485.09	0.00	0.00	0.00	-622.23	0.00	-64,730.14	132.72	99.80	0.00	0.00	0.00	0.00	-691.18	-1,313.41
GAR	34.96	0.00	0.00	0.00	0.00	0.00	-31.96	3.00	91.42	0.00	0.00	0.00	0.00	0.00	0.00
L01	3,062.48	0.00	0.00	0.00	-85.85	0.00	-2,913.63	63.00	97.94	0.00	0.00	0.00	0.00	-81.45	-167.30
M01	12,948.95	0.00	0.00	0.00	-0.10	0.00	-12,948.85	0.00	100.00	0.00	0.00	0.00	0.00	-0.01	-0.11
S01	997.88	0.00	0.00	0.00	0.00	0.00	-997.88	0.00	100.00	0.00	0.00	0.00	0.00	0.00	0.00
W01	1.14	0.00	0.00	0.00	0.00	0.00	-1.14	0.00	100.00	0.00	0.00	0.00	0.00	0.00	0.00
TOTAL:	83,177.76	0.00	0.00	0.00	-732.18	0.00	-82,242.86	202.72	99.76	0.00	0.00	0.00	0.00	-792.94	-1,525.12

735.40

ALL BILLS TAX YEAR 2013															
TAX DISTRICT	BEGINNING BALANCE	Levy Added	Releases	Admin Refunds	Payments	NSF Void	Write Offs	ENDING BALANCE	% Coll	Refunded Overages	NSF Void	Small Over	NSF Void	Interest Paid	Total Deposit
A01	767.85	0.00	0.00	0.00	-164.05	0.00	0.00	603.80	21.36	0.00	0.00	0.00	0.00	-115.67	-279.72
D01	58.28	0.00	0.00	0.00	0.00	0.00	0.00	58.28	0.00	0.00	0.00	0.00	0.00	0.00	0.00
D02	8.33	0.00	0.00	0.00	0.00	0.00	0.00	8.33	0.00	0.00	0.00	0.00	0.00	0.00	0.00
F01	87.50	0.00	0.00	0.00	-83.45	0.00	0.00	4.05	95.37	0.00	0.00	0.00	0.00	-70.52	-153.97
G01	72,060.75	0.00	-27.60	0.00	-9,550.87	0.00	0.00	62,482.28	13.29	0.00	0.00	0.00	0.00	-7,044.41	-16,595.28
GAR	3.00	0.00	0.00	0.00	0.00	0.00	0.00	3.00	0.00	0.00	0.00	0.00	0.00	0.00	0.00
L01	3,855.33	0.00	-84.00	0.00	-828.39	0.00	0.00	2,942.94	23.67	0.00	0.00	0.00	0.00	-597.05	-1,425.44
M01	11,140.38	0.00	0.00	0.00	-84.73	0.00	0.00	11,055.65	0.76	0.00	0.00	0.00	0.00	-74.30	-159.03
S01	1,130.33	0.00	0.00	0.00	-2.88	0.00	0.00	1,127.45	0.25	0.00	0.00	0.00	0.00	-2.61	-5.49
TOTAL:	89,111.75	0.00	-111.60	0.00	-10,714.37	0.00	0.00	78,285.78	12.15	0.00	0.00	0.00	0.00	-7,904.56	-18,618.93

7324.11

ALL BILLS TAX YEAR 2014															
TAX DISTRICT	BEGINNING BALANCE	Levy Added	Releases	Admin Refunds	Payments	NSF Void	Write Offs	ENDING BALANCE	% Coll	Refunded Overages	NSF Void	Small Over	NSF Void	Interest Paid	Total Deposit
A01	904.00	0.00	0.00	0.00	-196.00	0.00	0.00	708.00	21.68	0.00	0.00	0.00	0.00	-134.26	-330.26
F01	83.45	0.00	0.00	0.00	-83.45	0.00	0.00	0.00	100.00	0.00	0.00	0.00	0.00	-63.01	-146.46
G01	82,216.22	0.00	-40.20	0.00	-10,196.42	0.00	0.00	71,979.60	12.45	-99.73	0.00	0.00	0.00	-10,879.93	-21,176.08
GAR	120.00	0.00	0.00	0.00	-60.00	0.00	0.00	60.00	50.00	0.00	0.00	0.00	0.00	-0.45	-60.45
L01	5,916.44	0.00	-336.00	0.00	-1,613.39	0.00	0.00	3,967.05	32.95	0.00	0.00	0.00	0.00	-1,071.41	-2,684.80
M01	5.70	0.00	0.00	0.00	0.00	0.00	0.00	5.70	0.00	0.00	0.00	0.00	0.00	0.00	0.00
TOTAL:	89,245.81	0.00	-376.20	0.00	-12,149.26	0.00	0.00	76,720.35	14.03	-99.73	0.00	0.00	0.00	-12,149.06	-24,398.05

11,210.4

COLLECTIONS MONTHLY TOTALS REPORT
JACKSON COUNTY - YTD 6/23

ALL BILLS TAX YEAR 2015															
TAX DISTRICT	BEGINNING BALANCE	Levy Added	Releases	Admin Refunds	Payments	NSF Void	Write Offs	ENDING BALANCE	% Coll.	Refunded Overages	NSF Void	Small Over	NSF Void	Interest Paid	Total Deposit
A01	1,088.56	0.00	0.00	0.00	-266.84	0.00	0.00	821.72	24.51	0.00	0.00	0.00	0.00	-147.57	-414.41
D01	98.77	0.00	0.00	0.00	0.00	0.00	0.00	98.77	0.00	0.00	0.00	0.00	0.00	0.00	0.00
D02	14.12	0.00	0.00	0.00	0.00	0.00	0.00	14.12	0.00	0.00	0.00	0.00	0.00	0.00	0.00
F01	83.45	0.00	0.00	0.00	-83.45	0.00	0.00	0.00	100.00	0.00	0.00	0.00	0.00	-55.50	-138.95
FS1	3,959.43	0.00	0.00	0.00	-247.68	0.00	0.00	3,711.75	6.26	0.00	0.00	0.00	0.00	-248.23	-495.91
FS2	11.84	0.00	0.00	0.00	0.00	0.00	0.00	11.84	0.00	0.00	0.00	0.00	0.00	0.00	0.00
G01	95,554.70	0.00	0.00	0.00	-16,169.77	0.00	0.00	79,384.93	16.92	-109.81	0.00	0.00	0.00	-10,310.20	-26,589.78
L01	5,498.56	0.00	0.00	0.00	-1,828.05	0.00	0.00	3,670.51	33.25	0.00	0.00	0.00	0.00	-1,064.75	-2,892.80
TOTAL:	106,309.43	0.00	0.00	0.00	-18,595.79	0.00	0.00	87,713.64	17.49	-109.81	0.00	0.00	0.00	-11,826.25	-30,531.85

10,724.1

ALL BILLS TAX YEAR 2016															
TAX DISTRICT	BEGINNING BALANCE	Levy Added	Releases	Admin Refunds	Payments	NSF Void	Write Offs	ENDING BALANCE	% Coll.	Refunded Overages	NSF Void	Small Over	NSF Void	Interest Paid	Total Deposit
A01	1,192.97	0.00	0.00	0.00	-307.00	0.00	0.00	885.97	25.73	0.00	0.00	0.00	0.00	-153.49	-460.49
F01	12.66	0.00	0.00	0.00	-12.66	0.00	0.00	0.00	100.00	0.00	0.00	0.00	0.00	-7.28	-19.94
FS1	1,141.70	0.00	0.00	0.00	-164.09	0.00	0.00	977.61	14.37	0.00	0.00	0.00	0.00	-170.83	-334.92
FS2	25.40	0.00	0.00	0.00	0.00	0.00	0.00	25.40	0.00	0.00	0.00	0.00	0.00	0.00	0.00
G01	53,761.57	0.00	0.00	0.00	-16,270.05	0.00	0.00	37,491.52	30.26	0.00	0.00	0.00	0.00	-8,660.40	-24,930.45
GAR	60.00	40.00	0.00	0.00	-100.00	0.00	0.00	0.00	100.00	0.00	0.00	0.00	0.00	-8.10	-108.10
L01	6,477.19	0.00	0.00	0.00	-2,262.24	0.00	0.00	4,214.95	34.93	0.00	0.00	0.00	0.00	-1,077.64	-3,339.88
RC1	30.00	0.00	0.00	0.00	0.00	0.00	0.00	30.00	0.00	0.00	0.00	0.00	0.00	0.00	0.00
W01	76.14	0.00	0.00	0.00	-76.14	0.00	0.00	0.00	100.00	0.00	0.00	0.00	0.00	-10.27	-86.41
TOTAL:	62,777.63	40.00	0.00	0.00	-19,192.18	0.00	0.00	43,625.45	30.55	0.00	0.00	0.00	0.00	-10,088.01	-29,280.19

9220.9

COLLECTIONS MONTHLY TOTALS REPORT
JACKSON COUNTY - YTD 6/23

ALL BILLS TAX YEAR 2017																
TAX DISTRICT	BEGINNING BALANCE	Levy Added	Releases	Admin Refunds	Payments	NSF Void	Write Offs	ENDING BALANCE	% Coll	Refunded Overages	NSF Void	Small Over	NSF Void	Interest Paid	Total Deposit	
A01	1,454.99	0.00	0.00	0.00	-386.99	0.00	0.00	1,068.00	26.60	0.00	0.00	0.00	0.00	-161.61	-548.60	
D01	27.55	0.00	0.00	0.00	0.00	0.00	0.00	27.55	0.00	0.00	0.00	0.00	0.00	0.00	0.00	
D02	4.01	0.00	0.00	0.00	0.00	0.00	0.00	4.01	0.00	0.00	0.00	0.00	0.00	0.00	0.00	
F01	12.66	0.00	0.00	0.00	-12.66	0.00	0.00	0.00	100.00	0.00	0.00	0.00	0.00	-6.14	-18.80	
FS1	1,319.22	0.00	0.00	0.00	-209.00	0.00	0.00	1,110.22	15.84	0.00	0.00	0.00	0.00	-162.58	-371.58	
FS2	25.40	0.00	0.00	0.00	0.00	0.00	0.00	25.40	0.00	0.00	0.00	0.00	0.00	0.00	0.00	
G01	77,206.39	0.00	-4.18	0.00	-25,179.86	0.00	0.00	52,022.35	32.62	0.00	0.00	0.00	0.00	-11,058.97	-36,238.83	
L01	7,848.97	0.00	-84.00	0.00	-2,535.36	0.00	0.00	5,229.61	33.37	0.00	0.00	0.00	0.00	-1,047.42	-3,582.78	
W01	76.14	0.00	0.00	0.00	-76.14	0.00	0.00	0.00	100.00	0.00	0.00	0.00	0.00	-32.55	-108.69	
TOTAL:	87,975.33	0.00	-88.18	0.00	-28,400.01	0.00	0.00	59,487.14	32.38	0.00	0.00	0.00	0.00	-12,469.27	-40,869.28	

11,407.5

ALL BILLS TAX YEAR 2018																
TAX DISTRICT	BEGINNING BALANCE	Levy Added	Releases	Admin Refunds	Payments	NSF Void	Write Offs	ENDING BALANCE	% Coll	Refunded Overages	NSF Void	Small Over	NSF Void	Interest Paid	Total Deposit	
A01	1,673.99	0.00	0.00	0.00	-508.68	0.00	0.00	1,165.31	30.39	0.00	0.00	0.00	0.00	-166.73	-675.41	
ATT	4,442.78	0.00	0.00	0.00	-4,442.78	0.00	0.00	0.00	100.00	0.00	0.00	0.00	0.00	0.00	-4,442.78	
D01	77.54	0.00	0.00	0.00	-77.54	0.00	0.00	0.00	100.00	0.00	0.00	0.00	0.00	-2.33	-79.87	
D02	40.09	0.00	0.00	0.00	-40.09	0.00	0.00	0.00	100.00	0.00	0.00	0.00	0.00	-1.20	-41.29	
F01	12.66	0.00	0.00	0.00	-12.66	0.00	0.00	0.00	100.00	0.00	0.00	0.00	0.00	-5.00	-17.66	
FS1	1,415.53	0.00	0.00	0.00	-313.17	0.00	0.00	1,102.36	22.12	0.00	0.00	0.00	0.00	-166.65	-479.82	
FS2	25.40	0.00	0.00	0.00	0.00	0.00	0.00	25.40	0.00	0.00	0.00	0.00	0.00	0.00	0.00	
G01	85,887.08	0.00	0.00	0.00	-30,769.45	0.00	0.00	55,117.63	35.83	-27.00	0.00	0.00	0.00	-11,576.98	-42,373.43	
L01	8,772.75	0.00	0.00	0.00	-3,629.08	0.00	0.00	5,143.67	41.37	0.00	0.00	0.00	0.00	-1,285.30	-4,914.38	
RC	30.00	0.00	0.00	0.00	-30.00	0.00	0.00	0.00	100.00	0.00	0.00	0.00	0.00	-2.03	-32.03	
W01	76.14	0.00	0.00	0.00	-76.14	0.00	0.00	0.00	100.00	0.00	0.00	0.00	0.00	-31.21	-107.35	
TOTAL:	102,453.96	0.00	0.00	0.00	-39,899.59	0.00	0.00	62,554.37	38.94	-27.00	0.00	0.00	0.00	-13,237.43	-53,164.02	

14,727.

COLLECTIONS MONTHLY TOTALS REPORT
JACKSON COUNTY - YTD 6/23

ALL BILLS TAX YEAR 2019																
TAX DISTRICT	BEGINNING BALANCE	Levy Added	Releases	Admin Refunds	Payments	NSF Void	Write Offs	ENDING BALANCE	% Coll	Refunded Overages	NSF Void	Small Over	NSF Void	Interest Paid	Total Deposit	
A01	2,051.92	0.00	0.00	0.00	-743.67	0.00	0.00	1,308.25	36.24	0.00	0.00	0.00	0.00	-175.92	-919.59	
ATT	4,597.59	240.00	0.00	0.00	-4,837.59	0.00	0.00	0.00	100.00	0.00	0.00	0.00	0.00	0.00	-4,837.59	
D01	1,620.57	0.00	0.00	0.00	-585.27	0.00	0.00	1,035.30	36.12	0.00	0.00	0.00	0.00	-121.68	-706.95	
D02	308.68	0.00	0.00	0.00	-111.48	0.00	0.00	197.20	36.12	0.00	0.00	0.00	0.00	-23.18	-134.66	
F01	12.66	0.00	0.00	0.00	-12.66	0.00	0.00	0.00	100.00	0.00	0.00	0.00	0.00	-3.86	-16.52	
FS1	2,010.41	0.00	0.00	0.00	-660.40	0.00	0.00	1,350.01	32.85	0.00	0.00	0.00	0.00	-234.62	-895.02	
FS2	25.40	0.00	0.00	0.00	0.00	0.00	0.00	25.40	0.00	0.00	0.00	0.00	0.00	0.00	0.00	
G01	116,266.64	0.00	0.00	0.00	-47,066.54	0.00	0.00	69,200.10	40.48	0.00	0.00	0.00	0.00	-12,549.62	-59,616.16	
L01	16,537.61	0.00	0.00	0.00	-5,967.98	0.00	0.00	10,569.63	36.09	0.00	0.00	0.00	0.00	-1,504.87	-7,472.85	
TOTAL:	143,431.48	240.00	0.00	0.00	-59,985.59	0.00	0.00	83,685.89	41.75	0.00	0.00	0.00	0.00	-14,613.75	-74,599.34	

10,300.00

ALL BILLS TAX YEAR 2020																
TAX DISTRICT	BEGINNING BALANCE	Levy Added	Releases	Admin Refunds	Payments	NSF Void	Write Offs	ENDING BALANCE	% Coll	Refunded Overages	NSF Void	Small Over	NSF Void	Interest Paid	Total Deposit	
A01	2,499.27	0.00	0.00	0.00	-943.27	0.00	0.00	1,556.00	37.74	0.00	0.00	0.00	0.00	-145.22	-1,088.49	
ATT	8,998.88	4,251.06	0.00	0.00	-11,491.15	0.00	0.00	1,758.79	86.73	0.00	0.00	0.00	0.00	0.00	-11,491.15	
D01	624.08	0.00	0.00	0.00	0.00	0.00	0.00	624.08	0.00	0.00	0.00	0.00	0.00	0.00	0.00	
D02	146.59	0.00	0.00	0.00	-27.72	0.00	0.00	118.87	18.91	0.00	0.00	0.00	0.00	-5.20	-32.92	
F01	12.66	0.00	0.00	0.00	-12.66	0.00	0.00	0.00	100.00	0.00	0.00	0.00	0.00	-2.72	-15.38	
FS1	2,696.24	0.00	0.00	0.00	-1,012.17	0.00	0.00	1,684.07	37.54	0.00	0.00	0.00	0.00	-214.81	-1,226.98	
FS2	190.03	0.00	0.00	0.00	-96.90	0.00	0.00	93.13	50.99	0.00	0.00	0.00	0.00	-23.00	-119.90	
G01	160,520.84	0.00	0.00	0.00	-68,488.90	0.00	0.00	92,031.94	42.67	0.00	0.00	0.00	0.00	-13,442.15	-81,931.05	
GAR	713.87	45.00	0.00	0.00	-401.76	0.00	0.00	357.11	52.94	0.00	0.00	0.00	0.00	-57.02	-458.78	
L01	23,748.59	0.00	0.00	0.00	-11,456.83	0.00	0.00	12,291.76	48.24	0.00	0.00	0.00	0.00	-1,922.18	-13,379.01	
TOTAL:	200,151.05	4,296.06	0.00	0.00	-93,931.36	0.00	0.00	110,515.75	45.94	0.00	0.00	0.00	0.00	-15,812.30	-109,743.66	

20,400.00

COLLECTIONS MONTHLY TOTALS REPORT
JACKSON COUNTY - YTD 6/23

ALL BILLS TAX YEAR 2021															
TAX DISTRICT	BEGINNING BALANCE	Levy Added	Releases	Admin Refunds	Payments	NSF Void	Write Offs	ENDING BALANCE	% Coll	Refunded Overages	NSF Void	Small Over	NSF Void	Interest Paid	Total Deposit
A01	5,172.03	0.00	-4.00	0.00	-2,926.20	4.00	-0.03	2,245.80	56.58	0.00	0.00	0.00	0.00	-188.09	-3,114.29
ATT	15,880.57	17,800.06	0.00	0.00	-31,355.98	0.00	0.00	2,324.65	93.10	0.00	0.00	0.00	0.00	0.00	-31,355.98
D01	373.11	0.00	0.00	0.00	0.00	0.00	0.00	373.11	0.00	0.00	0.00	0.00	0.00	-4.08	-4.08
D02	71.06	0.00	0.00	0.00	0.00	0.00	0.00	71.06	0.00	0.00	0.00	0.00	0.00	-0.78	-0.78
F01	156.18	0.00	0.00	0.00	-156.18	0.00	0.00	0.00	100.00	0.00	0.00	0.00	0.00	-14.06	-170.24
FS1	9,515.42	0.00	-136.43	0.00	-6,012.05	29.23	0.00	3,396.17	64.31	0.00	0.00	0.00	0.00	-677.93	-6,689.98
FS2	27.20	0.00	0.00	0.00	0.00	0.00	0.00	27.20	0.00	0.00	0.00	0.00	0.00	0.00	0.00
G01	418,558.81	0.00	-1,802.25	0.00	-277,401.93	412.00	0.00	139,766.63	66.61	-2,280.87	0.00	0.00	0.00	-28,487.56	-308,170.36
GAR	1,316.01	240.00	0.00	0.00	-1,166.01	0.00	0.00	390.00	74.94	0.00	0.00	0.00	0.00	0.00	-1,166.01
L01	65,217.16	0.00	-194.00	0.00	-41,223.67	74.23	0.00	23,873.72	63.39	0.00	0.00	0.00	0.00	-4,179.25	-45,402.92
RC	30.00	0.00	0.00	0.00	-60.00	30.00	0.00	0.00	100.00	0.00	0.00	0.00	0.00	-1.57	-61.57
W01	137.15	0.00	0.00	0.00	-137.15	0.00	0.00	0.00	100.00	0.00	0.00	0.00	0.00	-9.94	-147.09
TOTAL:	516,454.70	18,040.06	-2,136.68	0.00	-360,439.17	549.46	-0.03	172,468.34	67.73	-2,280.87	0.00	0.00	0.00	-33,563.26	-396,283.30

64,105.4
42.01
64,142.1

ALL BILLS TAX YEAR 2022															
TAX DISTRICT	BEGINNING BALANCE	Levy Added	Releases	Admin Refunds	Payments	NSF Void	Write Offs	ENDING BALANCE	% Coll	Refunded Overages	NSF Void	Small Over	NSF Void	Interest Paid	Total Deposit
A01	0.00	6,156.00	-64.00	0.00	-1,701.70	4.00	0.00	4,394.30	28.62	0.00	0.00	0.00	0.00	-28.31	-1,730.01
ATT	0.00	94,055.99	0.00	0.00	-91,674.16	2,184.21	0.00	4,566.04	95.15	0.00	0.00	0.00	0.00	0.00	-91,674.16
D01	0.00	109,329.11	0.00	0.00	-107,722.70	0.00	-6.09	1,600.32	98.54	0.00	0.00	0.00	0.00	-476.67	-108,199.37
D02	0.00	20,824.56	0.00	0.00	-20,483.67	0.00	-1.16	339.73	98.37	0.00	0.00	0.00	0.00	-90.84	-20,574.51
F01	0.00	51,060.65	0.00	0.00	-47,628.74	0.00	-5.64	3,426.27	93.29	0.00	0.00	0.00	0.00	-105.58	-47,734.32
FS1	0.00	1,893,478.14	-90.43	0.00	-1,890,059.56	5,210.71	-123.00	8,415.86	99.56	0.00	0.00	0.00	0.00	-4,454.38	-1,894,513.94
FS2	0.00	88,269.48	0.00	0.00	-88,238.16	0.00	-0.98	30.34	99.97	0.00	0.00	0.00	0.00	-156.73	-88,394.89
G01	0.00	43,309,015.42	-4,164.74	0.00	-43,049,984.45	83,384.42	-2,751.84	335,498.81	99.23	110,348.07	0.00	-0.43	0.00	-125,338.63	-43,285,671.58
GAR	0.00	11,967.50	0.00	0.00	-8,767.10	45.00	0.00	3,245.40	72.88	0.00	0.00	0.00	0.00	0.00	-8,767.10
H01	0.00	145,754.89	0.00	0.00	-145,754.89	0.00	0.00	0.00	100.00	0.00	0.00	0.00	0.00	-394.24	-146,149.13
L01	0.00	2,979,117.00	-21,671.00	0.00	-2,894,538.42	5,258.60	-4.27	68,161.91	97.71	0.00	0.00	0.00	0.00	-11,205.33	-2,905,743.75
RC	0.00	630.00	0.00	0.00	-690.00	90.00	0.00	30.00	95.24	0.00	0.00	0.00	0.00	0.00	-690.00
W01	0.00	73,402.29	0.00	0.00	-73,400.11	0.00	-2.18	0.00	100.00	0.00	0.00	0.00	0.00	-97.66	-73,497.77
TOTAL:	0.00	48,783,061.03	-25,990.17	0.00	-48,420,643.66	96,176.94	-2,895.16	429,708.98	99.12	110,348.07	0.00	-0.43	0.00	-142,348.37	-48,673,340.53

228,199.1
2573.8
225,626

COLLECTIONS MONTHLY TOTALS REPORT
JACKSON COUNTY - YTD 6/23

ALL BILLS TAX YEAR 2023															
TAX DISTRICT	BEGINNING BALANCE	Levy Added	Releases	Admin Refunds	Payments	NSF Void	Write Offs	ENDING BALANCE	% Coll	Refunded Overages	NSF Void	Small Over	NSF Void	Interest Paid	Total Deposit
F01	0.00	403.35	0.00	0.00	0.00	0.00	0.00	403.35	0.00	0.00	0.00	0.00	0.00	0.00	0.00
G01	0.00	27,641.44	0.00	0.00	-25,744.85	0.00	0.00	1,896.59	93.14	0.00	0.00	0.00	0.00	-3,749.48	-29,494.33
TOTAL:	0.00	28,044.79	0.00	0.00	-25,744.85	0.00	0.00	2,299.94	91.80	0.00	0.00	0.00	0.00	-3,749.48	-29,494.33

Report Totals															
	BEGINNING BALANCE	Levy Added	Releases	Admin Refunds	Payments	NSF Void	Write Offs	ENDING BALANCE	% Coll	Refunded Overages	NSF Void	Small Over	NSF Void	Interest Paid	Total Deposit
Report Totals:	1,481,088.90	48,833,721.94	-28,702.83	0.00	-49,090,428.01	96,726.40	-85,138.05	1,207,268.35		112,865.48	0.00	-0.43	0.00	-278,554.68	-49,481,848.60