

JACKSON COUNTY

2016 TAX SETTLEMENT
2016 DELINQUENT TAX SETTLEMENT

2016 SOLID WASTE FEE SETTLEMENT
2016 SOLID WASTE DELINQUENT TAX SETTLEMENT

2016 DELINQUENT MOTOR VEHICLE TAX SETTLEMENT

2016 RENTAL MOTOR VEHICLE TAX SETTLEMENT

CASHIERS, DILLSBORO, FOREST HILLS, HIGHLANDS, SYLVA, WEBSTER

2016 CASHIERS FIRE DISTRICT TAX SETTLEMENT
2016 CASHIERS FIRE DISTRICT DELINQUENT TAX SETTLEMENT

2016 DILLSBORO TAX SETTLEMENT
2016 DILLSBORO DELINQUENT TAX SETTLEMENT
2016 DILLSBORO FIRE TAX SETTLEMENT
2016 DILLSBORO DELINQUENT FIRE TAX SETTLEMENT

2016 FOREST HILLS TAX SETTLEMENT
2016 FOREST HILLS DELINQUENT TAX SETTLEMENT

2016 HIGHLANDS FIRE DISTRICT TAX SETTLEMENT
2016 HIGHLANDS FIRE DISTRICT DELINQUENT TAX SETTLEMENT
2016 HIGHLANDS TAX SETTLEMENT
2016 HIGHLANDS DELINQUENT TAX SETTLEMENT

2016 SYLVA MOTOR VEHICLE TAX SETTLEMENT
2016 SYLVA MOTOR VEHICLE DELINQUENT TAX SETTLEMENT
2016 SYLVA RENTAL MOTOR VEHICLE TAX SETTLEMENT

2016 WEBSTER TAX SETTLEMENT
2016 WEBSTER DELINQUENT TAX SETTLEMENT

ACCOUNTS RECEIVABLE SUMMARY REPORT
AS OF JUNE 30, 2017
PRINT DATE: JULY 5, 2017

SUBMITTED TO JACKSON COUNTY BOARD OF COMMISSIONERS

July 21, 2017

Brandi Henson
BRANDI HENSON
JACKSON COUNTY TAX COLLECTOR

**JACKSON COUNTY
2016 TAX SETTLEMENT**

FEBRUARY 1, 2016 THROUGH JUNE 30, 2017

CHARGES:

LEVY	\$	32,704,965.22
INTEREST		142,005.86
REFUNDS		<u>-52,857.59</u>
	\$	32,794,113.49

CREDITS:

DEPOSITED	\$	32,419,672.02
RELEASES & WRITE OFF		30,192.99
REFUNDS, DEBITS & CREDITS		<u>-416,085.92</u>
UNCOLLECTED		760,334.40
	\$	32,794,113.49


BRANDI HENSON
JACKSON COUNTY TAX COLLECTOR

JACKSON COUNTY 2016 TAX SETTLEMENT

FEBRUARY 1, 2016 THROUGH JUNE 30, 2017

MONTH	2016 LEVY	ADJ. TO LEVY	COLLECTIONS		RELEASES	WRITE-OFF	MISC DEBITS	MISC CREDITS	OVERPAYMENT REFUNDS	REFUNDS	BALANCE
			TAX	INTEREST							
Feb-16	4,885.59	-	4,885.59	574.05							
Mar-16	5,127.54	-	5,127.54	640.94							
Apr-16	450.93	-	450.93	59.74	-	-	-	-	-	-	-
May-16	223.77	-	223.77	31.33	-	-	-	-	-	-	-
Jun-16	15,294.72	-	15,294.72	2,253.48	-	-	-	-	-	-	-
Jul-16	8,441.94	-	8,441.94	1,686.46	-	-	-	-	-	-	-
Aug-16	31,693,215.74	-	4,919,274.91	230.70	10,236.13	1,863.26	-	-	5,480.69	-	26,767,322.13
Sep-16	1,100.94	31.45	3,783,011.77	138.78	373.08	-	-	-	9,424.76	31.45	22,994,462.98
Oct-16	11,862.40	-	2,013,856.57	1,615.89	3,153.14	-	1,231.52	208.38	947.46	-	20,991,286.27
Nov-16	893,316.06	-	5,291,071.06	547.15	12,496.87	51.57	58.94	58.94	181,650.04	-	16,762,632.87
Dec-16	5,573.83	232.47	9,845,480.16	813.11	245.13	-	1,245.33	175.92	124,742.68	232.47	7,048,293.50
Jan-17	29,436.26	4,691.01	4,495,471.25	17,702.30	-	-	9,800.33	128.88	19,140.13	4,691.01	2,611,070.09
Feb-17	5,872.25	2,194.07	936,260.81	26,836.00	57.79	-	1,530.49	2,311.08	1,691.29	2,194.07	1,681,534.44
Mar-17	3,609.29	24,395.14	395,500.19	52,460.04	-	-	3,188.33	2,292.20	2,369.62	24,395.14	1,292,909.29
Apr-17	7,615.08	21,313.45	294,596.59	19,635.73	1,058.20	-	2,578.51	2,706.51	863.82	21,313.45	1,005,605.40
May-17	4,359.18	-	170,284.02	9,853.83	-	-	37.95	43.34	2,788.08	-	842,463.25
Jun-17	14,579.70	-	98,434.34	6,926.33	657.82	-	558.81	-	1,824.80	-	760,334.40
TOTAL	32,704,965.22	52,857.59	32,277,666.16	142,005.86	28,278.16	1,914.83	20,230.21	7,925.25	350,923.37	52,857.59	760,334.40

**JACKSON COUNTY
2016 DELINQUENT TAX SETTLEMENT**

JULY 1, 2016 THROUGH JUNE 30, 2017

CHARGES:

LEVY	\$	2,535,362.82
INTEREST		251,067.77
REFUNDS		-6,441.25
		<hr/>
	\$	2,779,989.34

CREDITS:

DEPOSITED	\$	1,103,595.56
RELEASES		3,830.94
REFUNDS, DEBITS & CREDITS		-6,796.29
UNCOLLECTED		1,679,359.13
		<hr/>
	\$	2,779,989.34



BRANDI HENSON
JACKSON COUNTY TAX COLLECTOR

**JACKSON COUNTY
2016 DELINQUENT TAX SETTLEMENT**

JULY 1, 2016 THROUGH JUNE 30, 2017

YEAR	BALANCE	ADDED	REFUNDS	COLLECTIONS		RELEASES	MISC	MISC	OVERPAYMENT	REFUNDS	BALANCE
	July 1, 2016	LEVY	ADJ-LEVY	TAX	INTEREST		DEBITS	CREDITS	REFUNDS		June 30, 2017
2015	824,100.67	-	6,441.25	406,546.94	80,463.73	1,600.62	1,862.96	1,880.77	290.93	6,441.25	416,226.23
2014	482,870.24	223.98	-	178,035.09	50,354.36	399.84	152.77	-	-	-	304,812.06
2013	316,385.33	-	-	89,960.63	27,912.36	399.84	-	42.66	-	-	225,982.20
2012	252,820.33	-	-	68,177.55	28,478.36	-	42.66	-	-	-	184,685.44
2011	164,384.33	-	-	37,897.34	16,641.69	-	-	-	-	-	126,486.99
2010	135,113.87	-	-	29,890.83	17,493.17	-	-	123.10	-	-	105,099.94
2009	119,880.81	-	-	23,077.99	13,632.58	-	20.00	114.91	-	-	96,707.91
2008	57,736.09	-	-	8,604.25	6,752.14	-	97.16	-	-	-	49,229.00
2007	59,873.41	-	-	2,936.52	2,065.77	1,430.64	-	-	-	-	55,506.25
2006	21,828.35	-	-	2,662.49	2,663.54	-	-	-	-	-	19,165.86
2005	18,199.36	-	-	1,653.85	1,255.66	-	-	-	-	-	16,545.51
2004	17,054.18	-	-	514.17	566.91	-	-	-	-	-	16,540.01
2003	16,138.22	-	-	1,414.92	1,806.60	-	-	-	-	-	14,723.30
2002	15,489.15	-	-	1,003.44	642.81	-	-	-	-	-	14,485.71
2001	15,375.76	-	-	39.84	63.83	-	-	-	-	-	15,335.92
2000	17,888.74	-	-	111.94	274.26	-	50.00	-	-	-	17,826.80
TOTAL	2,535,138.84	223.98	6,441.25	852,527.79	251,067.77	3,830.94	2,225.55	2,161.44	290.93	6,441.25	1,679,359.13

**JACKSON COUNTY SOLID WASTE
2016 TAX SETTLEMENT**

JULY 1, 2016 THROUGH JUNE 30, 2017

CHARGES:

LEVY	\$ 1,915,295.00
INTEREST	5,357.26
REFUNDS	<u>-1145.00</u>
	\$ 1,919,507.26

CREDITS:

DEPOSITED	\$ 1,801,485.22
RELEASES	48,871.94
REFUNDS, DEBITS, & CREDITS	<u>-1784.84</u>
UNCOLLECTED	70,934.94
	\$ 1,919,507.26


BRANDI HENSON
JACKSON COUNTY TAX COLLECTOR

**JACKSON COUNTY SOLID WASTE
2016 TAX SETTLEMENT**

JULY 1, 2016 THROUGH JUNE 30, 2017

MONTH	2016 LEVY	ADJ. TO LEVY	COLLECTIONS		RELEASES	MISC DEBITS	MISC CREDITS	OVERPAY REFUNDS	REFUNDS	BALANCE
			TAX	INTEREST						
Jul-16	-	-	-	-	-	-	-	-	-	-
Aug-16	1,895,491.00	-	234,690.43	-	47,032.00	-	-	-	-	1,613,768.57
Sep-16	504.00	-	183,685.31	-	-	-	-	-	-	1,430,587.26
Oct-16	924.00	168.00	121,116.52	-	923.00	84.00	-	-	168.00	1,309,555.74
Nov-16	17,788.00	-	372,249.81	-	189.00	-	-	-	-	954,904.93
Dec-16	-	588.00	566,424.61	-	147.00	147.00	168.00	-	588.00	388,312.32
Jan-17	168.00	137.00	198,988.93	918.03	53.00	545.00	168.00	-	137.00	189,815.39
Feb-17	-	-	52,339.19	1,483.85	252.00	-	-	-	-	137,224.20
Mar-17	-	-	27,801.98	1,013.30	-	168.00	84.00	-	-	109,506.22
Apr-17	-	252.00	21,161.73	901.57	86.94	149.79	84.00	-	252.00	88,323.34
May-17	420.00	-	11,165.43	629.97	-	-	33.95	-	-	77,543.96
Jun-17	-	-	6,504.02	410.54	189.00	84.00	-	-	-	70,934.94
TOTAL	1,915,295.00	1,145.00	1,796,127.96	5,357.26	48,871.94	1,177.79	537.95	-	1,145.00	70,934.94

**JACKSON COUNTY SOLID WASTE
2016 DELINQUENT TAX SETTLEMENT**

JULY 1, 2016 THROUGH JUNE 30, 2017

CHARGES:

LEVY	\$	262,915.12
INTEREST		16,113.80
REFUNDS		-
	\$	<u>279,028.92</u>

CREDITS:

DEPOSITED	\$	84,467.38
RELEASES		189.00
REFUNDS, DEBITS, & CREDITS		0.00
UNCOLLECTED		<u>194,372.54</u>
	\$	<u>279,028.92</u>


BRANDI HENSON
JACKSON COUNTY TAX COLLECTOR

JACKSON COUNTY SOLID WASTE 2016 DELINQUENT TAX SETTLEMENT

JULY 1, 2016 THROUGH JUNE 30, 2017

YEAR	BALANCE DUE	ADDED LEVY	ADJ TO LEVY	COLLECTIONS		RELEASES	WRITE- OFF	MISC DEBITS	MISC CREDITS	REFUNDS	BALANCE
	July 1, 2016			TAX	INTEREST						June 30, 2017
2015	70,433.77	-	-	33,902.07	3,280.57	189.00	-	8.71	8.71	-	36,342.70
2014	40,522.37	-	-	12,212.51	2,981.10	-	-	-	-	-	28,309.86
2013	26,450.02	-	-	6,920.19	1,832.87	-	-	-	-	-	19,529.83
2012	18,501.93	-	-	4,319.46	1,512.77	-	-	-	-	-	14,182.47
2011	13,840.97	-	-	3,150.51	1,461.35	-	-	-	-	-	10,690.46
2010	14,509.36	-	-	2,123.91	895.39	-	-	-	-	-	12,385.45
2009	12,846.74	-	-	2,324.18	1,465.07	-	-	-	-	-	10,522.56
2008	6,018.62	-	-	918.19	689.80	-	-	-	-	-	5,100.43
2007	10,459.01	-	-	1,040.19	552.91	-	-	-	-	-	9,418.82
2006	4,843.01	-	-	300.00	190.85	-	-	-	-	-	4,543.01
2005	9,077.30	-	-	249.19	255.94	-	-	-	-	-	8,828.11
2004	8,009.93	-	-	180.00	165.36	-	-	-	-	-	7,829.93
2003	5,760.69	-	-	253.44	366.19	-	-	-	-	-	5,507.25
2002	7,383.86	-	-	240.00	188.76	-	-	-	-	-	7,143.86
2001	7,710.35	-	-	159.74	187.72	-	-	-	-	-	7,550.61
2000	6,547.19	-	-	60.00	87.15	-	-	-	-	-	6,487.19
TOTAL	262,915.12	-	-	68,353.58	16,113.80	189.00	-	8.71	8.71	-	194,372.54

**JACKSON COUNTY MOTOR VEHICLES
2016 DELINQUENT TAX SETTLEMENT**

JULY 1, 2016 THROUGH JUNE 30, 2017

CHARGES:

LEVY	\$	312,495.69
INTEREST		<u>2,375.74</u>
	\$	314,871.43

CREDITS:

DEPOSITED	\$	6,618.23
RELEASES, WRITEOFFS	\$	80.71
REFUNDS, DEBITS, CREDITS		<u>-920.95</u>
UNCOLLECTED	\$	309,093.44
	\$	314,871.43


BRANDI HENSON
JACKSON COUNTY TAX COLLECTOR

JACKSON COUNTY MOTOR VEHICLES 2016 DELINQUENT TAX SETTLEMENT

JULY 1, 2016 THROUGH JUNE 30, 2017

YEAR	BALANCE DUE	ADDED LEVY	ADJ TO LEVY	COLLECTIONS		RELEASES	WRITE- OFF	MISC. DEBIT	MISC. CREDITS	OVERPAYMENT REFUNDS	REFUNDS	BALANCE
	July 1, 2016			TAX	INTEREST							June 30, 2017
2014	59.56	-	-	-	-	-	-	-	-	-	-	59.56
2013	14,720.41	-	-	939.07	173.31	-	-	-	-	415.06	-	14,196.40
2012	16,544.01	-	-	419.52	182.07	30.60	-	-	-	-	-	16,093.89
2011	12,874.06	-	-	666.54	188.04	-	-	5.67	34.92	372.62	-	12,550.89
2010	11,102.21	-	-	398.43	240.35	-	-	-	-	-	-	10,703.78
2009	11,269.93	-	-	181.39	111.69	-	-	-	-	-	-	11,088.54
2008	16,186.99	-	-	441.64	324.99	-	-	-	-	-	-	15,745.35
2007	24,983.24	-	-	351.15	262.17	-	-	-	-	-	-	24,632.09
2006	26,107.86	-	-	108.58	100.73	-	-	-	-	-	-	25,999.28
2005	24,175.57	-	-	223.00	60.17	-	-	342.18	179.66	-	-	24,115.09
2004	18,023.25	-	-	135.01	145.87	-	-	-	-	-	-	17,888.24
2003	29,575.82	-	-	68.64	82.82	-	-	-	-	-	-	29,507.18
2002	33,845.77	-	-	132.83	217.06	50.11	-	-	-	-	-	33,662.83
2001	32,466.30	-	-	42.97	58.57	-	-	-	-	-	-	32,423.33
2000	40,560.71	-	-	133.72	227.90	-	-	-	-	-	-	40,426.99
TOTAL	312,495.69	-	-	4,242.49	2,375.74	80.71	-	347.85	214.58	787.68	-	309,093.44

**RENTAL MOTOR VEHICLES
2016 TAX SETTLEMENT**

JULY 1, 2016 THROUGH JUNE 30, 2017

JACKSON COUNTY
DEPOSITED

\$ 22,942.46

SYLVA CITY
DEPOSITED

\$ 19,658.54



BRANDI HENSON
JACKSON COUNTY TAX COLLECTOR

**JACKSON COUNTY RENTAL MOTOR VEHICLES
2016 TAX SETTLEMENT**

JULY 1, 2016 THROUGH JUNE 30, 2017

JACKSON COUNTY

MONTH	AMOUNT COLLECTED
Jul-16	\$ 2,379.46
Aug-16	\$ 2,263.40
Sep-16	\$ 2,425.06
Oct-16	\$ 2,080.10
Nov-16	\$ 2,215.09
Dec-16	\$ 1,781.25
Jan-17	\$ 1,722.90
Feb-17	\$ 1,690.89
Mar-17	\$ 1,189.92
Apr-17	\$ 1,701.16
May-17	\$ 1,588.44
Jun-17	\$ 1,904.79
TOTAL DEPOSITED	\$ 22,942.46


BRANDI HENSON
JACKSON COUNTY TAX COLLECTOR

**SYLVA RENTAL MOTOR VEHICLES
2016 TAX SETTLEMENT**

JULY 1, 2016 THROUGH JUNE 30, 2017

SYLVA CITY

MONTH	AMOUNT COLLECTED
Jul-16	\$ 1,994.28
Aug-16	\$ 1,888.01
Sep-16	\$ 2,005.49
Oct-16	\$ 1,820.62
Nov-16	\$ 1,903.95
Dec-16	\$ 1,569.24
Jan-17	\$ 1,497.85
Feb-17	\$ 1,487.75
Mar-17	\$ 1,041.79
Apr-17	\$ 1,431.22
May-17	\$ 1,415.85
Jun-17	\$ 1,602.49
TOTAL DEPOSITED	\$ 19,658.54


BRANDI HENSON
JACKSON COUNTY TAX COLLECTOR

**CASHIERS FIRE DISTRICT
2016 TAX SETTLEMENT**

JULY 1, 2016 THROUGH JUNE 30, 2017

CHARGES:

LEVY	\$ 1,112,144.62
REFUNDS	-1,846.30
INTEREST	2,470.23
	<hr/>
	\$ 1,112,768.55

CREDITS:

DEPOSITED	\$ 1,099,715.73
RELEASES/WRITEOFF	1,191.52
DEBITS & CREDITS	-451.04
REFUNDS	-1846.30
UNCOLLECTED	14,158.64
	<hr/>
	\$ 1,112,768.55


BRANDI HENSON
JACKSON COUNTY TAX COLLECTOR

CASHIERS FIRE DISTRICT 2016 TAX SETTLEMENT

JUNE 1, 2016 THROUGH JUNE 30, 2017

MONTH	2016	ADJ. TO	COLLECTIONS		RELEASES	WRITE-OFF	MISC	MISC	OVERPAY	REFUNDS	BALANCE
	LEVY	LEVY	TAX	INTEREST			DEBITS	CREDITS	REFUNDS		
Jun-16	257.59	-	257.59	14.76	-	-	-	-	-	-	-
Jul-16	133.48	-	133.48	8.67	-	-	-	-	-	-	-
Aug-16	1,107,475.46	-	199,624.95	-	249.48	24.51	-	-	-	-	907,576.52
Sep-16	-	-	154,840.39	-	-	-	-	-	-	-	752,736.13
Oct-16	242.54	-	69,657.59	11.68	181.12	-	55.33	-	-	-	683,195.29
Nov-16	3,473.87	-	173,186.08	4.43	731.05	0.12	-	-	-	-	512,751.91
Dec-16	-	-	295,329.75	-	5.24	-	-	-	-	-	217,416.92
Jan-17	332.09	254.67	144,922.21	474.80	-	-	465.83	2.91	-	254.67	73,289.72
Feb-17	-	-	33,782.85	887.38	-	-	44.41	147.05	-	-	39,404.23
Mar-17	-	407.21	10,916.69	379.81	-	-	35.43	-	-	407.21	28,522.97
Apr-17	-	1,184.42	8,627.17	368.07	-	-	-	-	-	1,184.42	19,895.80
May-17	120.00	-	4,669.13	242.56	-	-	-	-	-	-	15,346.67
Jun-17	109.59	-	1,297.62	78.07	-	-	-	-	-	-	14,158.64
TOTAL	1,112,144.62	1,846.30	1,097,245.50	2,470.23	1,166.89	24.63	601.00	149.96	-	1,846.30	14,158.64

Cashiers Fire District - 2016 Billed
Real & Personal \$ 1,112,144.62
 \$ 1,112,144.62

Cashiers Fire District - 2016 Balance 06/30/17
Real & Personal \$ 14,158.64
 \$ 14,158.64

**CASHIERS FIRE DISTRICT
2016 DELINQUENT TAX SETTLEMENT**

JULY 1, 2016 THROUGH JUNE 30, 2017


	BALANCE DUE	ADJ TO	COLLECTIONS				MISC	MISC		BALANCE
YEAR	July 1, 2016	LEVY	TAX	INTEREST	RELEASES	WRITE-OFF	DEBIT	CREDITS	REFUNDS	June 30, 2017
2015	23,466.31	-	11,237.35	1,054.74	-	-	47.39	47.39	-	12,228.96
TOTAL	23,466.31	-	11,237.35	1,054.74	-	-	47.39	47.39	-	12,228.96

CHARGES:

LEVY		\$ 23,466.31
INTEREST		1,054.74
REFUNDS		-
		\$ 24,521.05

CREDITS:

DEPOSITED		\$ 12,292.09
RELEASES		-
UNCOLLECTED		12,228.96
		\$ 24,521.05


 BRANDI HENSON
 JACKSON COUNTY TAX COLLECTOR

**TOWN OF DILLSBORO
2016 TAX SETTLEMENT**

JULY 1, 2016 THROUGH JUNE 30, 2017

CHARGES:

LEVY	\$ 85,358.97
INTEREST	125.42
REFUNDS	-
	<hr/>
	\$ 85,484.39

CREDITS:

DEPOSITED	\$ 79,105.58
RELEASES / WRITEOFF	2.44
REFUNDS, DEBITS, CREDITS	-
UNCOLLECTED	6,376.37
	<hr/>
	\$ 85,484.39


BRANDI HENSON
JACKSON COUNTY TAX COLLECTOR

TOWN OF DILLSBORO 2016 TAX SETTLEMENT

JULY 1, 2016 THROUGH JUNE 30, 2017

MONTH	2016 LEVY	ADJ. TO LEVY	COLLECTIONS		RELEASES	WRITE-OFF	MISC DEBITS	MISC CREDITS	OVERPAY REFUNDS	REFUNDS	BALANCE
			TAX	INTEREST							
Jul-16	-	-	-	-	-	-	-	-	-	-	-
Aug-16	80,407.02	-	2,854.28	-	-	2.44	-	-	-	-	77,550.30
Sep-16	-	-	3,889.22	-	-	-	-	-	-	-	73,661.08
Oct-16	275.48	-	6,457.94	-	-	-	-	-	-	-	67,478.62
Nov-16	4,676.47	-	13,691.52	-	-	-	-	-	-	-	58,463.57
Dec-16	-	-	37,653.78	-	-	-	-	-	-	-	20,809.79
Jan-17	-	-	12,700.87	67.49	-	-	-	-	-	-	8,108.92
Feb-17	-	-	686.35	18.86	-	-	-	-	-	-	7,422.57
Mar-17	-	-	719.99	25.20	-	-	-	-	-	-	6,702.58
Apr-17	-	-	326.21	13.87	-	-	-	-	-	-	6,376.37
May-17	-	-	-	-	-	-	-	-	-	-	6,376.37
Jun-17	-	-	-	-	-	-	-	-	-	-	6,376.37
TOTAL	85,358.97	-	78,980.16	125.42	-	2.44	-	-	-	-	6,376.37

Town of Dillsboro - 2016 Billed
 Real & Personal \$ 85,358.97
\$ 85,358.97

Town of Dillsboro - 2016 Balance due 06/30/17
 Real & Personal \$ 6,376.37
\$ 6,376.37

**TOWN OF DILLSBORO
2016 DELINQUENT TAX SETTLEMENT**

JULY 1, 2016 THROUGH JUNE 30, 2017

	BALANCE DUE	ADJ TO	COLLECTIONS				MISC.	MISC.		BALANCE
YEAR	July 1, 2016	LEVY	TAX	INTEREST	RELEASES	WRITE-OFF	DEBIT	CREDITS	REFUNDS	June 30, 2017
2015	5,539.38	-	1,913.02	153.30	-	-	-	-	-	3,626.36
2014	1,602.80	-	1,218.54	269.10	-	-	-	-	-	384.26
2013	245.54	-	184.21	19.51	-	-	-	-	-	61.33
2012	562.34	-	-	-	-	-	-	-	-	562.34
2011	41.82	-	-	-	-	-	-	-	-	41.82
2010	10.08	-	-	-	-	-	-	-	-	10.08
2009	7.05	-	-	-	-	-	-	-	-	7.05
2008	36.92	-	-	-	-	-	-	-	-	36.92
2007	15.99	-	-	-	-	-	-	-	-	15.99
2006	44.20	-	-	-	-	-	-	-	-	44.20
2005	40.84	-	-	-	-	-	-	-	-	40.84
2004	3.62	-	-	-	-	-	-	-	-	3.62
2003	41.88	-	-	-	-	-	-	-	-	41.88
2002	51.93	-	-	-	-	-	-	-	-	51.93
TOTAL	8,150.58	-	3,315.77	441.91	-	-	-	-	-	4,834.81

CHARGES: LEVY \$ 8,150.58
INTEREST 441.91
REFUNDS -

\$ 8,592.49

CREDITS: DEPOSITED \$ 3,757.68
RELEASES -
REFUNDS, DEBITS, CREDITS -
UNCOLLECTED 4,834.81

\$ 8,592.49


BRANDI HENSON
JACKSON COUNTY TAX COLLECTOR

**TOWN OF DILLSBORO FIRE
2016 TAX SETTLEMENT**

JULY 1, 2016 THROUGH JUNE 30, 2017

CHARGES:

LEVY	\$ 12,133.73
INTEREST	17.92
REFUNDS	-
	<hr/>
	\$ 12,151.65

CREDITS:

DEPOSITED	\$ 11,199.03
RELEASES / WRITEOFF	0.35
REFUNDS	-
UNCOLLECTED	952.27
	<hr/>
	\$ 12,151.65



BRANDI HENSON
JACKSON COUNTY TAX COLLECTOR

**TOWN OF DILLSBORO FIRE
2016 TAX SETTLEMENT**

JULY 1, 2016 THROUGH JUNE 30, 2017

MONTH	2016 LEVY	ADJ. TO LEVY	COLLECTIONS		RELEASES	WRITE-OFF	MISC DEBITS	MISC CREDITS	OVERPAY REFUNDS	REFUNDS	BALANCE
			TAX	INTEREST							
Jul-16	-	-	-	-	-	-	-	-	-	-	-
Aug-16	11,426.33	-	407.78	-	-	0.35	-	-	-	-	11,018.20
Sep-16	-	-	555.60	-	-	-	-	-	-	-	10,462.60
Oct-16	39.35	-	861.40	-	-	-	-	-	-	-	9,640.55
Nov-16	668.05	-	1,955.99	-	-	-	-	-	-	-	8,352.61
Dec-16	-	-	5,379.78	-	-	-	-	-	-	-	2,972.83
Jan-17	-	-	1,773.04	9.65	-	-	-	-	-	-	1,199.79
Feb-17	-	-	98.05	2.69	-	-	-	-	-	-	1,101.74
Mar-17	-	-	102.86	3.60	-	-	-	-	-	-	998.88
Apr-17	-	-	46.61	1.98	-	-	-	-	-	-	952.27
May-17	-	-	-	-	-	-	-	-	-	-	952.27
Jun-17	-	-	-	-	-	-	-	-	-	-	952.27
TOTAL	12,133.73	-	11,181.11	17.92	-	0.35	-	-	-	-	952.27

Town of Dillsboro Fire Tax - 2016 Billed

Real & Personal \$ 12,133.73
\$ 12,133.73

Town of Dillsboro Fire Tax - 2016 Balance due 06/30/17

Real & Personal \$ 952.27
\$ 952.27


**TOWN OF DILLSBORO FIRE
2016 DELINQUENT TAX SETTLEMENT**

JULY 1, 2016 THROUGH JUNE 30, 2017

YEAR	BALANCE DUE	ADJ TO	COLLECTIONS		RELEASES	WRITE-OFF	MISC.	MISC.	REFUNDS	BALANCE
	July 1, 2016	LEVY	TAX	INTEREST			DEBIT	CREDITS		
2015	790.11	-	296.83	22.96	-	-	-	-	-	493.28
2014	228.98	-	174.08	38.44	-	-	-	-	-	54.90
2013	38.43	-	26.32	2.97	-	-	-	-	-	12.11
2012	80.34	-	-	-	-	-	-	-	-	80.34
2011	2.17	-	-	-	-	-	-	-	-	2.17
2010	1.44	-	-	-	-	-	-	-	-	1.44
2009	1.01	-	-	-	-	-	-	-	-	1.01
2008	7.60	-	-	-	-	-	-	-	-	7.60
2007	2.01	-	-	-	-	-	-	-	-	2.01
TOTAL	1,152.09	-	497.23	64.37	-	-	-	-	-	654.86

CHARGES: LEVY \$ 1,152.09
INTEREST 64.37
REFUNDS -
\$ 1,216.46

CREDITS: DEPOSITED \$ 561.60
RELEASES -
REFUNDS, DEBITS, CREDITS -
UNCOLLECTED 654.86
\$ 1,216.46


BRANDI HENSON
JACKSON COUNTY TAX COLLECTOR

VILLAGE OF FOREST HILLS
2016 TAX SETTLEMENT

JULY 1, 2016 THROUGH JUNE 30, 2017

CHARGES:

LEVY	\$ 39,427.30
INTEREST	\$ 112.06
	<u>\$ 39,539.36</u>

CREDITS:

DEPOSITED	\$ 36,114.13
RELEASES/WRITEOFF	\$ 7.17
UNCOLLECTED	\$ 3,418.06
	<u>\$ 39,539.36</u>


BRANDI HENSON
JACKSON COUNTY TAX COLLECTOR

**VILLAGE OF FOREST HILLS
2016 TAX SETTLEMENT**

JULY 1, 2016 THROUGH JUNE 30, 2017

MONTH	2016	ADJ. TO	COLLECTIONS		RELEASES	WRITE-OFF	MISC	MISC	OVERPAY	REFUNDS	BALANCE
	LEVY	LEVY	TAX	INTEREST			DEBITS	CREDITS	REFUNDS		
Jul-16	-	-	-	-	-	-	-	-	-	-	-
Aug-16	39,383.15	-	3,780.46	-	-	7.17	-	-	-	-	35,595.52
Sep-16	-	-	3,143.04	-	-	-	-	-	-	-	32,452.48
Oct-16	-	-	1,225.48	-	-	-	-	-	-	-	31,227.00
Nov-16	44.15	-	8,131.35	-	-	-	-	-	-	-	23,139.80
Dec-16	-	-	15,500.09	-	-	-	-	-	-	-	7,639.71
Jan-17	-	-	1,517.60	5.32	-	-	-	-	-	-	6,122.11
Feb-17	-	-	1,443.66	39.70	-	-	-	-	-	-	4,678.45
Mar-17	-	-	-	-	-	-	-	-	-	-	4,678.45
Apr-17	-	-	725.83	38.10	-	-	-	-	-	-	3,952.62
May-17	-	-	515.15	27.35	-	-	-	-	-	-	3,437.47
Jun-17	-	-	19.41	1.59	-	-	-	-	-	-	3,418.06
TOTAL	39,427.30	-	36,002.07	112.06	-	7.17	-	-	-	-	3,418.06

Village of Forest Hills - 2016 Billed
Real & Personal \$ 39,427.30
\$ 39,427.30

Village of Forest Hills - 2016 Balance 06/30/17
Real & Personal \$ 3,418.06
\$ 3,418.06

**VILLAGE OF FOREST HILLS
2016 DELINQUENT TAX SETTLEMENT**

JULY 1, 2016 THROUGH JUNE 30, 2017

YEAR	BALANCE DUE	ADJ TO	COLLECTIONS		RELEASES	WRITE-OFF	MISC.	MISC.	REFUNDS	BALANCE
	July 1, 2016	LEVY	TAX	INTEREST			DEBIT	CREDITS		June 30, 2017
2015	3,414.30	-	3,220.86	213.67	-	-	-	-	-	193.44
2014	3,217.97	-	3,115.99	495.45	-	-	-	-	-	101.98
2013	477.50	-	371.47	97.07	-	-	-	-	-	106.03
2012	409.35	-	307.37	107.58	-	-	-	-	-	101.98
2011	272.89	-	204.91	90.16	-	-	-	-	-	67.98
2010	272.89	-	204.91	108.61	-	-	-	-	-	67.98
2009	272.89	-	204.91	127.04	-	-	-	-	-	67.98
2008	272.89	-	204.91	145.49	-	-	-	-	-	67.98
2007	32.60	-	-	-	-	-	-	-	-	32.60
2006	23.70	-	-	-	-	-	-	-	-	23.70
2005	26.09	-	-	-	-	-	-	-	-	26.09
2004	25.05	-	-	-	-	-	-	-	-	25.05
2003	7.08	-	-	-	-	-	-	-	-	7.08
2002	21.38	-	-	-	-	-	-	-	-	21.38
2001	52.59	-	-	-	-	-	-	-	-	52.59
2000	17.49	-	-	-	-	-	-	-	-	17.49
TOTAL	8,816.66	-	7,835.33	1,385.07	-	-	-	-	-	981.33

CHARGES: LEVY \$ 8,816.66
INTEREST 1,385.07
REFUNDS -
\$ 10,201.73

CREDITS: DEPOSITED \$ 9,220.40
RELEASES -
REFUNDS, DEBIT, CREDIT -
UNCOLLECTED 981.33
\$ 10,201.73


BRANDI HENSON
JACKSON COUNTY TAX COLLECTOR

**TOWN OF HIGHLANDS
2016 TAX SETTLEMENT**

JULY 1, 2016 THROUGH JUNE 30, 2017

CHARGES:

LEVY	\$ 128,920.89
INTEREST	\$ 393.72
	<u>\$ 129,314.61</u>

CREDITS:

DEPOSITED	\$ 115,757.04
RELEASES/WRITE OFF	\$ 469.04
UNCOLLECTED	\$ 13,088.53
	<u>\$ 129,314.61</u>


BRANDI HENSON
JACKSON COUNTY TAX COLLECTOR

TOWN OF HIGHLANDS 2016 TAX SETTLEMENT

JULY 1, 2016 THROUGH JUNE 30, 2017

MONTH	2016	ADJ. TO	COLLECTIONS		RELEASES	WRITE-OFF	MISC	MISC	OVERPAY	REFUNDS	BALANCE
	LEVY	LEVY	TAX	INTEREST			DEBITS	CREDITS	REFUNDS		
Jul-16	-	-	-	-	-	-	-	-	-	-	-
Aug-16	128,213.23	-	29,000.10	-	-	-	-	-	-	-	99,213.13
Sep-16	-	-	11,588.77	-	-	-	-	-	-	-	87,624.36
Oct-16	-	-	14,053.27	-	-	-	-	-	-	-	73,571.09
Nov-16	707.66	-	5,847.01	-	-	-	-	-	-	-	68,431.74
Dec-16	-	-	26,424.71	-	-	-	-	-	-	-	42,007.03
Jan-17	-	-	18,304.99	32.80	-	-	-	-	-	-	23,702.04
Feb-17	-	-	4,921.07	135.33	-	-	-	-	-	-	18,780.97
Mar-17	-	-	328.00	11.49	-	-	-	-	-	-	18,452.97
Apr-17	-	-	-	-	469.04	-	-	-	-	-	17,983.93
May-17	-	-	4,895.40	214.10	-	-	-	-	-	-	13,088.53
Jun-17	-	-	-	-	-	-	-	-	-	-	13,088.53
TOTAL	128,920.89	-	115,363.32	393.72	469.04	-	-	-	-	-	13,088.53

Town of Highlands - 2016 Billed
 Real & Personal \$ 128,920.89
 \$ 128,920.89

Town of Highlands - 2016 - Balance due 06/30/17
 Real & Personal \$ 13,088.53
 \$ 13,088.53


**TOWN OF HIGHLANDS
2016 DELINQUENT TAX SETTLEMENT**

JULY 1, 2016 THROUGH JUNE 30, 2017

YEAR	BALANCE DUE	ADJ TO	COLLECTIONS		RELEASES	WRITE-OFF	MISC	MISC	REFUNDS	BALANCE
	July 1, 2016	LEVY	TAX	INTEREST			DEBIT	CREDITS		June 30, 2017
2015	2,034.98	-	1,800.79	225.10	234.19	-	-	-	-	0.00
2014	217.12	-	2.92	0.35	214.20	-	-	-	-	0.00
2013	192.78	-	-	-	192.78	-	-	-	-	-
TOTAL	2,444.88	-	1,803.71	225.45	641.17	-	-	-	-	0.00

CHARGES:	LEVY	\$ 2,444.88
	INTEREST	225.45
	REFUNDS	-
		<u>\$ 2,670.33</u>

CREDITS:	DEPOSITED	\$ 2,029.16
	RELEASES	641.17
	UNCOLLECTED	0.00
		<u>\$ 2,670.33</u>


 BRANDI HENSON
 JACKSON COUNTY TAX COLLECTOR

**HIGHLANDS FIRE DISTRICT
2016 TAX SETTLEMENT**


JULY 1, 2016 THROUGH JUNE 30, 2017

CHARGES:

LEVY	\$	71,299.21
INTEREST	\$	137.31
	\$	<u>71,436.52</u>

CREDITS:

DEPOSITED	\$	68,623.52
RELEASES/WRITEOFF	\$	72.77
DEBITS & CREDITS	\$	-
UNCOLLECTED	\$	2,740.23
	\$	<u>71,436.52</u>



BRANDI HENSON
JACKSON COUNTY TAX COLLECTOR

HIGHLANDS FIRE DISTRICT 2016 TAX SETTLEMENT

JULY 1, 2016 THROUGH JUNE 30, 2017

MONTH	2016	ADJ. TO	COLLECTIONS		RELEASES	WRITE-OFF	MISC	MISC	OVERPAY	REFUNDS	BALANCE
	LEVY	LEVY	TAX	INTEREST			DEBITS	CREDITS	REFUNDS		
Jul-16	-	-	-	-	-	-	-	-	-	-	-
Aug-16	71,189.61	-	18,926.91	-	-	0.13	-	-	-	-	52,262.57
Sep-16	-	-	9,227.45	-	-	-	-	-	-	-	43,035.12
Oct-16	-	-	6,175.54	-	-	-	-	-	-	-	36,859.58
Nov-16	109.60	-	5,552.70	-	-	-	-	-	-	-	31,416.48
Dec-16	-	-	16,695.75	-	-	-	-	-	-	-	14,720.73
Jan-17	-	-	8,498.26	16.81	-	-	-	-	-	-	6,222.47
Feb-17	-	-	1,546.92	42.54	-	-	-	-	-	-	4,675.55
Mar-17	-	-	285.51	9.99	-	-	-	-	-	-	4,390.04
Apr-17	-	-	818.98	34.81	72.64	-	-	-	-	-	3,498.42
May-17	-	-	758.19	33.16	-	-	-	-	-	-	2,740.23
Jun-17	-	-	-	-	-	-	-	-	-	-	2,740.23
TOTAL	71,299.21	-	68,486.21	137.31	72.64	0.13	-	-	-	-	2,740.23

Cashiers Fire District - 2016 Billed
Real & Personal \$ 71,299.21
\$ 71,299.21

Cashiers Fire District - 2016 Balance 06/30/17
Real & Personal \$ 2,740.23
\$ 2,740.23

**HIGHLANDS FIRE DISTRICT
2016 DELINQUENT TAX SETTLEMENT**

JULY 1, 2016 THROUGH JUNE 30, 2017


	BALANCE DUE	ADJ TO	COLLECTIONS				MISC	MISC		BALANCE
YEAR	July 1, 2016	LEVY	TAX	INTEREST	RELEASES	WRITE-OFF	DEBIT	CREDITS	REFUNDS	June 30, 2017
2015	188.09	-	160.85	19.87	14.28	-	-	-	-	12.96
TOTAL	188.09	-	160.85	19.87	14.28	-	-	-	-	12.96

CHARGES:

LEVY		\$	188.09
INTEREST			19.87
REFUNDS			-
		\$	207.96

CREDITS:

DEPOSITED		\$	180.72
RELEASES			14.28
UNCOLLECTED			12.96
		\$	207.96


 BRANDI HENSON
 JACKSON COUNTY TAX COLLECTOR

**TOWN OF SYLVA
2016 TAX SETTLEMENT**

JULY 1, 2016 THROUGH JUNE 30, 2017

CHARGES:

2016 LEVY	\$	121.16
INTEREST	\$	-
	\$	<u>121.16</u>

CREDITS:

2016 DEPOSITED	\$	121.16
RELEASES/WRITEOFF	\$	-
UNCOLLECTED	\$	-
	\$	<u>121.16</u>



BRANDI HENSON
JACKSON COUNTY TAX COLLECTOR

**TOWN OF SYLVA
2016 DELINQUENT TAX SETTLEMENT**

JULY 1, 2016 THROUGH JUNE 30, 2017

YEAR	BALANCE DUE	ADDED	ADJ TO	COLLECTIONS		RELEASES	WRITE-OFF	MISC.	MISC.	REFUNDS	BALANCE
	July 1, 2016	LEVY	LEVY	TAX	INTEREST			DEBIT	CREDITS		JUNE 30, 2017
2013	1,396.01	-	-	29.70	9.50	-	-	-	-	-	1,366.31
2012	1,251.59	-	-	8.88	3.51	-	-	-	-	-	1,242.71
2011	1,019.51	-	-	3.06	1.28	-	-	-	-	-	1,016.45
2010	886.20	-	-	63.81	35.52	-	-	-	-	-	822.39
2009	1,053.46	-	-	22.62	6.95	-	-	-	-	-	1,030.84
2008	1,290.89	-	-	-	-	-	-	-	-	-	1,290.89
2007	2,458.29	-	-	-	-	-	-	-	-	-	2,458.29
2006	2,138.77	-	-	16.09	14.32	-	-	-	-	-	2,122.68
2005	1,383.93	-	-	-	-	-	-	-	-	-	1,383.93
2004	1,677.82	-	-	-	-	-	-	-	-	-	1,677.82
2003	1,676.45	-	-	-	-	-	-	-	-	-	1,676.45
2002	1,486.68	-	-	-	-	-	-	-	-	-	1,486.68
2001	1,585.90	-	-	-	-	-	-	-	-	-	1,585.90
2000	2,127.02	-	-	-	-	-	-	-	-	-	2,127.02
TOTAL	21,432.52	-	-	144.16	71.08	-	-	-	-	-	21,288.36

CHARGES:	LEVY	\$ 21,432.52
	INTEREST	71.08
	REFUNDS	-
		<u>\$ 21,503.60</u>

CREDITS:	DEPOSITED	\$ 215.24
	RELEASES	-
	UNCOLLECTED	21,288.36
		<u>\$ 21,503.60</u>


 BRANDI HENSON
 JACKSON COUNTY TAX COLLECTOR

**TOWN OF WEBSTER
2016 TAX SETTLEMENT**


JULY 1, 2016 THROUGH JUNE 30, 2017

CHARGES:

LEVY	\$ 25,571.98
INTEREST	35.82
REFUNDS	-
	<hr/>
	\$ 25,607.80

CREDITS:

DEPOSITED	\$ 25,354.70
RELEASES & WRITE OFF	-
UNCOLLECTED	253.10
	<hr/>
	\$ 25,607.80



BRANDI HENSON
JACKSON COUNTY TAX COLLECTOR

**TOWN OF WEBSTER
2016 TAX SETTLEMENT**

JULY 1, 2016 THROUGH JUNE 30, 2017

MONTH	2016 LEVY	ADJ TO LEVY	COLLECTIONS		RELEASES	WRITE-OFF	MISC DEBITS	MISC CREDITS	OVERPAY REFUNDS	REFUNDS	BALANCE
			TAX	INTEREST							
Jul-16	-	-	-	-	-	-	-	-	-	-	-
Aug-16	25,032.95	-	1,691.25	-	-	-	-	-	-	-	23,341.70
Sep-16	-	-	979.41	-	-	-	-	-	-	-	22,362.29
Oct-16	-	-	1,534.87	-	-	-	-	-	-	-	20,827.42
Nov-16	539.03	-	5,037.71	-	-	-	-	-	-	-	16,328.74
Dec-16	-	-	10,498.28	-	-	-	-	-	-	-	5,830.46
Jan-17	-	-	4,715.10	3.97	-	-	-	-	-	-	1,115.36
Feb-17	-	-	294.05	8.74	-	-	-	-	-	-	821.31
Mar-17	-	-	207.01	7.25	-	-	-	-	-	-	614.30
Apr-17	-	-	225.11	11.42	-	-	-	-	-	-	389.19
May-17	-	-	136.09	4.44	-	-	-	-	-	-	253.10
Jun-17	-	-	-	-	-	-	-	-	-	-	253.10
TOTAL	25,571.98	-	25,318.88	35.82	-	-	-	-	-	-	253.10

Town of Webster - 2016 Billed
 Real & Personal \$ 25,571.98
\$ 25,571.98

Town of Webster - 2016 Balance due 06/30/17
 Real & Personal \$ 253.10
\$ 253.10


**TOWN OF WEBSTER
2016 DELINQUENT TAX SETTLEMENT**

JULY 1, 2016 THROUGH JUNE 30, 2017

	BALANCE DUE	ADJ TO	COLLECTIONS				MISC.	MISC.		BALANCE
YEAR	July 1, 2016	LEVY	TAX	INTEREST	RELEASES	WRITE-OFF	DEBIT	CREDITS	REFUNDS	June 30, 2017
2015	512.68	76.52	372.61	44.19	-	-	-	-	76.52	140.07
2014	310.32	-	310.32	64.59	-	-	-	-	-	-
2013	169.96	-	165.90	51.84	-	-	-	-	-	4.06
2012	3.87	-	-	-	-	-	-	-	-	3.87
2011	174.65	-	167.76	31.87	-	-	-	-	-	6.89
2010	31.24	-	-	-	-	-	-	-	-	31.24
2009	6.99	-	-	-	-	-	-	-	-	6.99
2008	2.77	-	-	-	-	-	-	-	-	2.77
2007	30.76	-	-	-	-	-	-	-	-	30.76
2006	22.06	-	-	-	-	-	-	-	-	22.06
2005	38.91	-	-	-	-	-	-	-	-	38.91
2004	17.47	-	-	-	-	-	-	-	-	17.47
2003	16.67	-	-	-	-	-	-	-	-	16.67
2002	49.85	-	-	-	-	-	-	-	-	49.85
2001	49.76	-	-	-	-	-	-	-	-	49.76
2000	13.76	-	-	-	-	-	-	-	-	13.76
TOTAL	1,451.72	76.52	1,016.59	192.49	-	-	-	-	76.52	435.13

CHARGES: LEVY \$ 1,451.72
REFUNDS -76.52
INTEREST 192.49
\$ 1,567.69

CREDITS: DEPOSITED \$ 1,209.08
REFUNDS -76.52
UNCOLLECTED \$ 435.13
\$ 1,567.69


BRANDI HENSON
JACKSON COUNTY TAX COLLECTOR

ALL BILLS

Code	Beginning Balance	Levy Added	Payments	Discounts	Released & Returns	Dr/CR & Write-Off#	ACCOUNTS RECEIVABLE	COLL PCT	Interest Paid	Total Deposits
Levy Year : 2016										
AD1	0.00	11812.00	-2894.86	0.00	0.00	15.85	8873.31	24.71%	-21.55	-2916.21
ATT	0.00	44965.45	-44267.95	0.00	0.00	0.00	697.50	98.45%	0.00	-44267.95
DO1	0.00	85358.97	-78980.16	0.00	0.00	-2.44	6376.37	92.53%	-125.42	-79105.58
DO2	0.00	17100.79	-11181.11	0.00	0.00	0.35	592.27	92.15%	-17.92	-11197.03
FO1	0.00	39407.30	-36002.07	0.00	0.00	-7.17	3418.06	91.33%	-112.04	-36114.13
FS1	0.00	111887.00	-1096987.91	0.00	-1166.89	426.41	14158.64	98.73%	-2459.47	-1099443.38
FS2	0.00	38277.21	-68484.24	0.00	72.34	-6.13	2740.23	75.13%	-137.31	-65623.52
GO1	0.00	32374982.87	-32261493.61	0.00	322648.21	10390.13	760334.40	97.67%	-90985.36	-32342663.97
GAR	0.00	92.50	-18.00	0.00	0.00	0.00	75.50	19.25%	0.00	-18.00
HO1	0.00	128700.89	-115543.82	0.00	-47.34	0.00	13088.83	89.55%	-393.72	-115757.04
LO1	0.00	1518078.00	-1794127.78	0.00	-40071.74	639.84	70934.94	96.30%	-5357.54	-1801485.22
RC1	0.00	350.00	-256.25	0.00	0.00	0.00	93.75	73.21%	-2.55	-258.80
SO1	0.00	121.15	-121.15	0.00	0.00	0.00	0.00	100.00%	0.00	-121.15
HO1	0.00	25971.98	-25318.88	0.00	0.00	0.00	253.10	99.01%	-35.82	-25354.70
	0.00	3612418.95	-35527697.45	0.00	272647.70	-12400.46	652616.60	97.56%	-99644.24	-35627333.89
Levy year : 2015										
AD1	8330.50	0.00	-3433.72	0.00	-10.00	-4.00	4875.78	41.47%	-224.36	-3665.08
ATT	0.00	37769.77	-35783.47	0.00	0.00	-322.49	1863.81	95.09%	-46.67	-35830.14
DO1	8329.38	0.00	-1219.02	0.00	0.00	0.00	3625.36	34.53%	-153.30	-2064.32
DO2	790.11	0.00	-296.83	0.00	0.00	0.00	493.28	37.57%	-22.96	-319.79
FO1	3414.30	0.00	-3220.84	0.00	0.00	0.00	193.44	94.33%	-213.67	-3434.53
FS1	23444.31	0.00	-12237.35	0.00	0.00	0.00	12226.96	47.89%	-1034.74	-12292.09
FS2	188.09	0.00	-160.85	0.00	-14.28	0.00	12.96	93.11%	-19.87	-180.72
GO1	824100.67	0.00	-406546.94	0.00	-1309.69	-17.81	416226.23	49.49%	-40424.47	-446971.41
GAR	192.42	404.00	-472.43	0.00	0.00	0.00	315.00	60.05%	-3.80	-477.23
HO1	3034.98	0.00	-1800.79	0.00	-204.19	0.00	0.00	100.00%	-225.10	-2025.89
LO1	70433.77	0.00	-33902.07	0.00	-165.00	0.00	36342.70	48.40%	-3280.57	-37182.64
HO1	0.00	0.00	0.00	0.00	0.00	0.00	0.00	0.00%	0.00	0.00
RC1	68.33	25.00	-64.74	0.00	0.00	0.00	28.59	69.37%	-2.07	-66.81
SO1	0.00	0.00	0.00	0.00	0.00	0.00	0.00	0.00%	0.00	0.00
HO1	512.48	0.00	-372.61	0.00	0.00	0.00	140.07	72.68%	-74.19	-416.80
	935061.55	38400.77	-499211.68	0.00	-1754.16	-344.30	476347.18	51.28%	-45717.77	-544929.45
Levy year : 2014										
AD1	5123.27	0.00	-1548.36	0.00	4.00	0.00	3561.02	50.65%	-272.86	-1841.21
ATT	17099.51	0.00	-12297.65	0.00	0.00	0.00	4801.86	71.92%	0.00	-12297.65
DO1	1602.80	0.00	-1218.54	0.00	0.00	0.00	384.26	76.03%	-269.10	-1487.64
DO2	238.99	0.00	-174.88	0.00	0.00	0.00	54.70	76.02%	-38.44	-212.52
FO1	3217.97	0.00	-3115.99	0.00	0.00	0.00	101.98	96.83%	-495.45	-3611.44
GO1	482870.24	223.98	-178035.09	0.00	-399.84	152.77	304812.06	36.90%	-36154.60	-214189.89

PRINTED IN USA RECYCLABLE

ALL BILLS

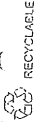
Code	Beginning Balance	Levy Added	Payments	Discounts	Relayments Refunds	Procr & Write-Off	ACCOUNTS RECEIVABLE	COLL PCT	Interest Paid	Total Deposits
Levy Year : 2014 (continued)										
GAR	0.00	240.00	-60.00	0.00	0.00	0.00	180.00	25.00%	-0.90	-60.90
H01	217.12	0.00	-2.92	0.00	-214.20	0.00	0.00	100.00%	-0.35	-3.27
LO1	40522.37	0.00	-12212.51	0.00	0.00	0.00	28309.86	30.14%	-2981.10	-15193.61
RC1	52.52	0.00	0.00	0.00	0.00	0.00	52.52	0.00%	0.00	0.00
RC	0.00	0.00	0.00	0.00	0.00	0.00	0.00	0.00%	0.00	0.00
RC1	0.00	25.00	0.00	0.00	0.00	0.00	25.00	0.00%	0.00	0.00
SO1	0.00	0.00	0.00	0.00	0.00	0.00	0.00	0.00%	0.00	0.00
WO1	310.32	0.00	-310.32	0.00	0.00	0.00	0.00	100.00%	-64.59	-374.91
	55102.24	265.00	-20895.45	0.00	615.04	152.77	342290.50	37.96%	-40277.39	-249272.84
Levy year : 2013										
A01	3691.94	0.00	-1052.85	0.00	-4.00	0.00	2635.09	28.63%	-255.37	-1308.25
ATT	1659.27	0.00	-1659.27	0.00	0.00	0.00	0.00	100.00%	0.00	-1659.27
DO1	245.54	0.00	124.21	0.00	0.00	0.00	41.33	75.02%	-19.51	-203.72
DO2	38.43	0.00	-26.32	0.00	0.00	0.00	12.11	68.49%	-2.97	-29.29
FO1	477.50	0.00	-371.47	0.00	0.00	0.00	106.03	77.79%	-97.07	-468.54
GO1	314385.33	0.00	37950.53	0.00	579.04	-42.50	225982.20	28.57%	-24738.54	-114899.47
GAR	3.00	6.00	-6.00	0.00	0.00	0.00	3.00	66.67%	0.00	-6.00
H01	172.78	0.00	0.00	0.00	-152.78	0.00	0.00	100.00%	0.00	0.00
LO1	26450.02	0.00	5920.17	0.00	0.00	0.00	17529.85	25.16%	-1832.87	-8755.06
H01	14720.41	0.00	-939.07	0.00	415.08	0.00	14196.40	3.36%	-173.31	-1112.38
RC	25.00	0.00	0.00	0.00	0.00	0.00	25.00	0.00%	0.00	0.00
RC1	0.00	0.00	0.00	0.00	0.00	0.00	0.00	0.00%	0.00	0.00
SO1	1395.01	0.00	-29.70	0.00	0.00	0.00	1365.31	2.13%	-9.50	-39.20
WO1	169.96	0.00	-165.90	0.00	0.00	0.00	4.06	97.61%	-51.84	-217.74
	365455.19	6.00	-101310.62	0.00	-301.56	-42.50	263921.35	27.78%	-27981.30	-128696.92
Levy year : 2012										
A01	2853.18	0.00	-741.95	0.00	0.00	0.00	2111.23	26.00%	-241.31	-983.26
ATT	0.00	0.00	0.00	0.00	0.00	0.00	0.00	0.00%	0.00	0.00
ATT	11614.77	0.00	-677.34	0.00	0.00	0.00	10937.43	5.83%	0.00	-677.34
DO1	562.34	0.00	0.00	0.00	0.00	0.00	562.34	0.00%	0.00	0.00
DO2	50.24	0.00	0.00	0.00	0.00	0.00	50.24	0.00%	0.00	0.00
FO1	409.35	0.00	-307.37	0.00	0.00	0.00	101.98	75.09%	-107.98	-414.95
GO1	252820.33	0.00	-69177.55	0.00	0.00	42.66	184685.44	26.95%	-26700.45	-74878.00
GAR	126.00	75.00	0.00	0.00	0.00	0.00	113.00	42.44%	-4.18	-91.18
H01	0.00	0.00	0.00	0.00	0.00	0.00	0.00	0.00%	0.00	0.00
LO1	18501.93	0.00	-4319.46	0.00	0.00	0.00	14182.47	23.35%	-1512.77	-5832.23
RC1	16944.01	0.00	419.52	0.00	30.00	0.00	16693.53	2.72%	-182.07	-601.59
RC	50.00	0.00	-25.00	0.00	0.00	0.00	25.00	50.00%	-1.13	-26.13
RC2	0.00	0.00	0.00	0.00	0.00	0.00	0.00	0.00%	0.00	0.00

PRINTED IN U.S.A.

RECYCLABLE

ALL BILLS

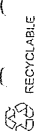
Code	Beginning Balance	Levy Added	Payments	Discounts	Releases & Returns	Dr/Cr Write-Off	ACCOUNTS RECEIVABLE	COLL PCT	Interest Paid	Total Deposits
Levy Year : 2012 (continued)										
SO1	1261.59	0.00	0.00	0.00	0.00	0.00	1261.59	0.71%	-3.51	-12.39
WO1	3.87	0.00	0.00	0.00	0.00	0.00	3.87	0.00%	0.00	0.00
	304817.71	77.00	21764.07	0.00	100.00	42.65	250144.70	24.32%	-28753.00	-103517.07
Levy year : 2011										
AO1	1855.57	0.00	-348.00	0.00	0.00	0.00	1507.57	18.75%	-143.51	-491.51
AT1	0.00	0.00	0.00	0.00	0.00	0.00	0.00	0.00%	0.00	0.00
ATT	1267.54	0.00	0.00	0.00	0.00	0.00	1267.54	0.00%	0.00	0.00
DO1	41.82	0.00	0.00	0.00	0.00	0.00	41.82	0.00%	0.00	0.00
DO2	2.17	0.00	0.00	0.00	0.00	0.00	2.17	0.00%	0.00	0.00
EO1	272.32	0.00	-294.71	0.00	0.00	0.00	27.61	75.09%	-90.18	-295.07
GO1	144384.33	0.00	-37827.34	0.00	0.00	0.00	126486.99	23.05%	-16112.92	-54010.24
GAR	18.00	0.00	0.00	0.00	0.00	-3.00	15.00	16.67%	-1.38	-1.38
HO1	0.00	0.00	0.00	0.00	0.00	0.00	0.00	0.00%	0.00	0.00
LO1	10840.97	0.00	-3150.51	0.00	0.00	0.00	10690.46	22.76%	-1461.35	-4611.86
MO1	12874.06	0.00	-464.54	0.00	172.62	-29.25	12350.89	2.51%	-188.04	-854.58
PO	50.00	0.00	25.00	0.00	0.00	0.00	25.00	50.00%	-10.00	-35.00
SO1	1019.51	0.00	-3.06	0.00	0.00	0.00	1016.45	0.30%	-1.28	-4.34
WO1	174.65	0.00	-167.76	0.00	0.00	0.00	6.89	96.05%	-31.87	-199.63
	195801.51	0.00	-42463.12	0.00	172.62	-32.25	153678.76	21.51%	-18041.39	-60504.51
Levy year : 2010										
AO1	1669.58	0.00	-377.23	0.00	0.00	-4.00	1288.35	22.83%	-185.02	-362.23
AT1	0.00	0.00	0.00	0.00	0.00	0.00	0.00	0.00%	0.00	0.00
DO1	10.08	0.00	0.00	0.00	0.00	0.00	10.08	0.00%	0.00	0.00
DO2	1.44	0.00	0.00	0.00	0.00	0.00	1.44	0.00%	0.00	0.00
EO1	272.32	0.00	-294.71	0.00	0.00	0.00	27.61	75.09%	-105.61	-313.52
GO1	109113.87	0.00	-29870.33	0.00	0.00	-123.10	108099.94	22.21%	-16858.97	-46749.80
GAR	83.00	13.00	-66.00	0.00	0.00	0.00	30.00	68.75%	-5.95	-71.95
HO1	0.00	0.00	0.00	0.00	0.00	0.00	0.00	0.00%	0.00	0.00
LO1	14509.36	0.00	-2123.91	0.00	0.00	0.00	12385.45	14.64%	-895.37	-3019.30
MO1	11102.21	0.00	-398.43	0.00	0.00	0.00	10703.78	3.59%	-240.35	-638.78
PO	0.00	0.00	0.00	0.00	0.00	0.00	0.00	0.00%	0.00	0.00
SO1	886.20	0.00	-63.01	0.00	0.00	0.00	822.39	7.20%	-35.52	-99.53
WO1	31.24	0.00	0.00	0.00	0.00	0.00	31.24	0.00%	0.00	0.00
	163679.87	13.00	-33123.12	0.00	0.00	-127.10	130440.65	20.31%	-18327.81	-51454.93



ALL BILLS

Line	Code	Beginning Balance	Levy Added	Payments	Discount	Refunds	Over/Write-Off	ACCOUNTS RECEIVABLE	COLL PCT	Interest Paid	Total Deposits	
1	Levy Year : 2009											
6	AO1	1051.46	0.00	211.17	0.00	0.00	-4.00	1056.28	17.19%	-134.19	-345.36	
7	BO1	7.00	0.00	0.00	0.00	0.00	0.00	7.00	0.00%	0.00	0.00	
8	DO2	1.01	0.00	0.00	0.00	0.00	0.00	1.01	0.00%	0.00	0.00	
9	FO1	272.99	0.00	204.91	0.00	0.00	0.00	67.98	75.09%	-127.04	-331.95	
10	GO1	119880.81	0.00	-23077.99	0.00	0.00	-94.91	96707.91	19.33%	-13387.22	-36365.21	
11	GAR	8.00	0.00	0.00	0.00	0.00	0.00	8.00	0.00%	0.00	0.00	
12	HO1	0.00	0.00	0.00	0.00	0.00	0.00	0.00	0.00%	0.00	0.00	
13	LO1	12846.74	0.00	-2324.18	0.00	0.00	0.00	10522.56	18.09%	-1465.07	-3787.23	
14	MO1	11269.93	0.00	-181.39	0.00	0.00	0.00	11088.54	1.61%	-111.69	-293.08	
15	RC	0.00	0.00	0.00	0.00	0.00	0.00	0.00	0.00%	0.00	0.00	
16	SO1	1093.44	0.00	-22.62	0.00	0.00	0.00	1070.82	2.15%	-6.95	-29.57	
17	WO1	6.99	0.00	0.00	0.00	0.00	0.00	6.99	0.00%	0.00	0.00	
18		146598.33	0.00	-26022.26	0.00	0.00	-98.91	120477.16	17.82%	-15132.16	-41154.42	
20	Levy year : 2008											
23	AO1	842.63	0.00	-146.63	0.00	0.00	0.00	696.00	17.40%	-86.43	-233.06	
24	BO1	24.82	0.00	0.00	0.00	0.00	0.00	24.82	0.00%	0.00	0.00	
25	DO2	7.60	0.00	0.00	0.00	0.00	0.00	7.60	0.00%	0.00	0.00	
26	FO1	272.99	0.00	-204.91	0.00	0.00	0.00	67.98	75.09%	-145.49	-350.40	
27	GO1	57721.99	0.00	-8591.25	0.00	0.00	-77.16	47227.00	14.70%	-6483.76	-10088.03	
28	GAR	29.00	0.00	-26.00	0.00	0.00	0.00	9.00	74.29%	-9.30	-35.30	
29	HO1	0.00	0.00	0.00	0.00	0.00	0.00	0.00	0.00%	0.00	0.00	
30	LO1	6315.62	0.00	-710.19	0.00	0.00	0.00	5605.43	15.26%	-687.80	-1607.99	
31	MO1	16186.99	0.00	-441.64	0.00	0.00	0.00	15745.35	2.73%	-324.99	-766.63	
32	RC	50.00	0.00	0.00	0.00	0.00	0.00	50.00	0.00%	0.00	0.00	
33	SO1	1299.99	0.00	0.00	0.00	0.00	0.00	1299.99	0.00%	0.00	0.00	
34	WO1	2.77	0.00	0.00	0.00	0.00	0.00	2.77	0.00%	0.00	0.00	
35		90434.40	0.00	-10341.62	0.00	0.00	-77.16	79295.94	12.42%	-7739.79	-18051.41	
37	Levy year : 2007											
40	AO1	572.00	0.00	-82.46	0.00	0.00	0.00	489.54	14.42%	-52.40	-134.86	
41	BO1	15.99	0.00	0.00	0.00	0.00	0.00	15.99	0.00%	0.00	0.00	
42	DO2	1.01	0.00	0.00	0.00	0.00	0.00	1.01	0.00%	0.00	0.00	
43	FO1	32.60	0.00	0.00	0.00	0.00	0.00	32.60	0.00%	0.00	0.00	
44	GO1	59873.41	0.00	-2936.52	0.00	-1430.64	0.00	55506.25	7.29%	-1930.91	-4867.43	
45	GAR	63.00	0.00	0.00	0.00	0.00	0.00	63.00	0.00%	0.00	0.00	
46	LO1	10459.01	0.00	-1040.19	0.00	0.00	0.00	9418.82	9.95%	-352.91	-1593.10	
47	MO1	24983.24	0.00	-351.15	0.00	0.00	0.00	24632.09	1.41%	-262.17	-413.32	
48	RC	75.00	0.00	0.00	0.00	0.00	0.00	75.00	0.00%	0.00	0.00	
49	SO1	2458.29	0.00	0.00	0.00	0.00	0.00	2458.29	0.00%	0.00	0.00	
50	WO1	30.76	0.00	0.00	0.00	0.00	0.00	30.76	0.00%	0.00	0.00	
51		98565.31	0.00	-4410.32	0.00	-1420.64	0.00	92724.35	5.93%	-2798.39	-7208.71	

PRINTED IN U.S.A.



ALL BILLS

Code	Beginning Balance	Levy Added	Payments	Discounts	Refunds	Write-Off	ACCOUNTS RECEIVABLE	CHRG PCT	Interest Paid	Total Deposits
Levy Year : 2006										
A01	444.00	0.00	32.00	0.00	0.00	0.00	412.00	7.21%	-21.67	-53.67
D01	44.20	0.00	0.00	0.00	0.00	0.00	44.20	0.00%	0.00	0.00
D02	0.00	0.00	0.00	0.00	0.00	0.00	0.00	0.00%	0.00	0.00
F01	23.70	0.00	0.00	0.00	0.00	0.00	23.70	0.00%	0.00	0.00
G01	21823.35	0.00	-2662.47	0.00	0.00	0.00	19160.88	12.20%	-2602.34	-5264.83
GAR	4.00	0.00	-7.00	0.00	0.00	0.00	3.00	70.00%	-0.52	-7.53
L01	4342.01	0.00	355.00	0.00	0.00	0.00	4697.01	3.19%	-190.83	-490.85
M01	25197.86	0.00	-108.58	0.00	0.00	0.00	25089.28	0.42%	-100.73	-209.31
RC	50.00	0.00	0.00	0.00	0.00	0.00	50.00	0.00%	0.00	0.00
S01	2132.77	0.00	10.07	0.00	0.00	0.00	2142.84	0.75%	-14.32	-30.41
W01	22.06	0.00	0.00	0.00	0.00	0.00	22.06	0.00%	0.00	0.00
	55505.95	0.00	-3120.10	0.00	0.00	0.00	52385.85	5.63%	-2930.44	-6035.60
Levy year : 2005										
A01	198.00	0.00	-14.00	0.00	0.00	0.00	184.00	7.07%	-12.15	-26.15
D01	40.84	0.00	0.00	0.00	0.00	0.00	40.84	0.00%	0.00	0.00
D02	24.07	0.00	-0.00	0.00	0.00	0.00	24.07	0.00%	0.00	0.00
G01	18199.36	0.00	-1453.85	0.00	0.00	0.00	16745.51	7.09%	-1229.51	-2883.36
GAR	2.68	0.00	0.00	0.00	0.00	0.00	2.68	0.00%	0.00	0.00
L01	2277.20	0.00	-249.10	0.00	0.00	0.00	2028.10	2.75%	-255.94	-505.13
M01	24175.97	0.00	-223.00	0.00	0.00	162.52	24110.45	0.25%	-60.17	-283.17
RC	0.00	0.00	0.00	0.00	0.00	0.00	0.00	0.00%	0.00	0.00
S01	1323.22	0.00	0.00	0.00	0.00	0.00	1323.22	0.00%	0.00	0.00
W01	38.91	0.00	0.00	0.00	0.00	0.00	38.91	0.00%	0.00	0.00
	52142.60	0.00	-2140.04	0.00	0.00	162.52	51105.06	3.72%	-1557.77	-3577.81
Levy year : 2004										
A01	161.31	0.00	-6.00	0.00	0.00	0.00	155.31	3.72%	-5.91	-11.91
D01	3.62	0.00	0.00	0.00	0.00	0.00	3.62	0.00%	0.00	0.00
D02	0.00	0.00	0.00	0.00	0.00	0.00	0.00	0.00%	0.00	0.00
F01	25.05	0.00	0.00	0.00	0.00	0.00	25.05	0.00%	0.00	0.00
G01	17054.18	0.00	-514.17	0.00	0.00	0.00	16540.01	3.01%	-504.38	-1020.55
GAR	64.47	0.00	0.00	0.00	0.00	0.00	64.47	45.53%	-18.62	-48.62
L01	8009.93	0.00	-180.00	0.00	0.00	0.00	7829.93	2.25%	-165.36	-345.36
M01	18023.25	0.00	-105.01	0.00	0.00	0.00	17918.24	0.75%	-145.87	-280.88
RC	25.00	0.00	0.00	0.00	0.00	0.00	25.00	0.00%	0.00	0.00
S01	1677.82	0.00	0.00	0.00	0.00	0.00	1677.82	0.00%	0.00	0.00
W01	17.47	0.00	0.00	0.00	0.00	0.00	17.47	0.00%	0.00	0.00
	45042.10	0.00	-865.18	0.00	0.00	0.00	44176.92	1.92%	-842.14	-1707.32

PRINTED IN U.S.A.

RECYCLED

ALL BILLS

Levy Year : 2003											
Code	Beginning Balance	Levy Added	Payments	Discounts	Released & Refunds	DD/CP & Write-Off	ACCOUNTS RECEIVABLE	COLL PCT	Interest Paid	Total Deposits	
AO1	146.00	0.00	0.00	0.00	0.00	0.00	146.00	4.11%	-8.36	-14.26	
DO1	41.88	0.00	0.00	0.00	0.00	0.00	41.88	0.00%	0.00	0.00	
FO1	7.08	0.00	0.00	0.00	0.00	0.00	7.08	0.00%	0.00	0.00	
CO1	14128.32	0.00	14128.32	0.00	0.00	0.00	14723.30	8.77%	-1792.34	-3207.26	
GAR	0.00	0.00	0.00	0.00	0.00	0.00	0.00	0.00%	0.00	0.00	
LO1	5760.69	0.00	-252.44	0.00	0.00	0.00	5507.25	4.40%	-366.19	-619.63	
HO1	29375.82	0.00	65.64	0.00	0.00	0.00	29507.18	0.25%	-82.82	-191.46	
RC	0.00	0.00	0.00	0.00	0.00	0.00	0.00	0.00%	0.00	0.00	
SO1	1676.45	0.00	0.00	0.00	0.00	0.00	1676.45	0.00%	0.00	0.00	
WO1	16.67	0.00	0.00	0.00	0.00	0.00	16.67	0.00%	0.00	0.00	
	53362.81	0.00	-1743.00	0.00	0.00	0.00	51619.81	3.27%	-2249.61	-3992.61	
Levy year : 2002											
AO1	184.90	0.00	12.00	0.00	0.00	0.00	172.00	6.32%	-7.36	-19.56	
DO1	51.93	0.00	0.00	0.00	0.00	0.00	51.93	0.00%	0.00	0.00	
FO1	21.38	0.00	0.00	0.00	0.00	0.00	21.38	0.00%	0.00	0.00	
CO1	15497.15	0.00	1393.44	0.00	0.00	0.00	17495.71	6.46%	-623.25	-1626.69	
GAR	0.00	0.00	0.00	0.00	0.00	0.00	0.00	0.00%	0.00	0.00	
LO1	7383.86	0.00	-240.00	0.00	0.00	0.00	7143.86	3.25%	-188.76	-428.76	
HO1	32945.77	0.00	132.83	0.00	0.00	0.00	33662.30	0.54%	-217.06	-349.89	
RC	25.00	0.00	0.00	0.00	0.00	0.00	25.00	0.00%	0.00	0.00	
SO1	1486.68	0.00	0.00	0.00	0.00	0.00	1486.68	0.00%	0.00	0.00	
WO1	47.88	0.00	0.00	0.00	0.00	0.00	47.88	0.00%	0.00	0.00	
	58537.62	0.00	-1388.27	0.00	-50.11	0.00	57097.24	2.46%	-1036.63	-2424.90	
Levy year : 2001											
AO1	148.14	0.00	0.00	0.00	0.00	0.00	148.14	1.38%	-1.45	-3.43	
DO1	0.00	0.00	0.00	0.00	0.00	0.00	0.00	0.00%	0.00	0.00	
FO1	52.59	0.00	0.00	0.00	0.00	0.00	52.59	0.00%	0.00	0.00	
CO1	15375.74	0.00	32.84	0.00	0.00	0.00	15335.72	0.26%	-60.40	-160.24	
GAR	0.00	0.00	0.00	0.00	0.00	0.00	0.00	0.00%	0.00	0.00	
LO1	7710.35	0.00	-157.74	0.00	0.00	0.00	7550.61	2.07%	-187.72	-347.46	
HO1	32446.30	0.00	42.97	0.00	0.00	0.00	32489.33	0.13%	-58.57	-101.54	
SO1	1585.90	0.00	0.00	0.00	0.00	0.00	1585.90	0.00%	0.00	0.00	
WO1	49.76	0.00	0.00	0.00	0.00	0.00	49.76	0.00%	0.00	0.00	
	57385.82	0.00	-244.55	0.00	0.00	0.00	57141.27	0.43%	-308.12	-552.67	

REC-1

PRINTED IN U.S.A.

RECYCLABLE

ALL BILLS

Code	Beginning Balance	Levy Added	Payments	Discounts	Refunds	Debit Write-Off	ACCOUNTS RECEIVABLE	COLL PCT	Interest Paid	Total Deposits
Levy Year : 2000										
A01	188.00	0.00	4.00	0.00	0.00	0.00	184.00	2.13%	-2.35	-10.35
B01	0.00	0.00	0.00	0.00	0.00	0.00	0.00	0.00%	0.00	0.00
F01	17.49	0.00	0.00	0.00	0.00	0.00	17.49	0.00%	0.00	0.00
G01	17999.74	0.00	11.94	0.00	0.00	50.00	17825.80	0.25%	-253.91	-375.95
GAR	0.00	0.00	0.00	0.00	0.00	0.00	0.00	0.00%	0.00	0.00
L01	5547.19	0.00	-50.00	0.00	0.00	0.00	4497.19	0.92%	-37.19	-147.15
H01	40566.71	0.00	130.72	0.00	0.00	0.00	40426.99	0.35%	-227.90	-361.62
S01	2127.02	0.00	0.00	0.00	0.00	0.00	2127.02	0.00%	0.00	0.00
W01	13.76	0.00	0.00	0.00	0.00	0.00	13.76	0.00%	0.00	0.00
	67342.91	0.00	-309.66	0.00	0.00	50.00	67083.25	0.39%	-585.31	-894.97
Levy year : 1999										
A01	0.00	0.00	0.00	0.00	0.00	0.00	0.00	0.00%	0.00	0.00
F01	0.00	0.00	0.00	0.00	0.00	0.00	0.00	0.00%	0.00	0.00
G01	0.00	0.00	0.00	0.00	0.00	0.00	0.00	0.00%	0.00	0.00
L01	0.00	0.00	0.00	0.00	0.00	0.00	0.00	0.00%	0.00	0.00
	0.00	0.00	0.00	0.00	0.00	0.00	0.00	0.00%	0.00	0.00
Levy year : 1998										
A01	0.00	0.00	0.00	0.00	0.00	0.00	0.00	0.00%	0.00	0.00
G01	0.00	0.00	0.00	0.00	0.00	0.00	0.00	0.00%	0.00	0.00
H01	0.00	0.00	0.00	0.00	0.00	0.00	0.00	0.00%	0.00	0.00
S01	0.00	0.00	0.00	0.00	0.00	0.00	0.00	0.00%	0.00	0.00
	0.00	0.00	0.00	0.00	0.00	0.00	0.00	0.00%	0.00	0.00
Levy year : 1997										
A01	1.50	0.00	0.00	0.00	0.00	0.00	1.50	0.00%	0.00	0.00
G01	184.00	0.00	0.00	0.00	0.00	0.00	184.00	0.50%	0.00	0.00
L01	48.00	0.00	0.00	0.00	0.00	0.00	48.00	0.00%	0.00	0.00
	233.50	0.00	0.00	0.00	0.00	0.00	233.50	0.60%	0.00	0.00
Levy year : 1996										
A01	0.00	0.00	0.00	0.00	0.00	0.00	0.00	0.00%	0.00	0.00
G01	0.00	0.00	0.00	0.00	0.00	0.00	0.00	0.00%	0.00	0.00
H01	9.22	0.00	0.00	0.00	0.00	0.00	9.22	0.65%	0.00	0.00
	9.22	0.00	0.00	0.00	0.00	0.00	9.22	0.00%	0.00	0.00

PRINTED IN U.S.A. RECYCLABLE

ALL BILLS

Code	Beginning Balance	Levy Added	Payments	Discount	Ref. Used & Returns	Over Cr & Write-Off	ACCOUNTS RECEIVABLE	COLL PCI	Interest Paid	Total Deposits
Levy Year : 1993										
A01	0.00	0.00	0.00	0.00	0.00	0.00	0.00	0.00%	0.00	0.00
001	0.00	0.00	0.00	0.00	0.00	0.00	0.00	0.00%	0.00	0.00
	0.00	0.00	0.00	0.00	0.00	0.00	0.00	0.00%	0.00	0.00
Levy year : 1994										
A01	0.00	0.00	0.00	0.00	0.00	0.00	0.00	0.00%	0.00	0.00
001	0.00	0.00	0.00	0.00	0.00	0.00	0.00	0.00%	0.00	0.00
	0.00	0.00	0.00	0.00	0.00	0.00	0.00	0.00%	0.00	0.00
Levy year : 1995										
A01	0.00	0.00	0.00	0.00	0.00	0.00	0.00	0.00%	0.00	0.00
001	0.00	0.00	0.00	0.00	0.00	0.00	0.00	0.00%	0.00	0.00
	0.00	0.00	0.00	0.00	0.00	0.00	0.00	0.00%	0.00	0.00
Grand Totals										
	3024299.72	37153418.64	-36800155.87	0.00	734659.84	-1290.35	3145211.35	72.02%	-313023.26	-36151480.83